

# Trends in smoking and vaping among young people

## FINDINGS FROM THE ITC YOUTH & YOUNG ADULT TOBACCO AND VAPING SURVEY, 2017–2024

DAVID HAMMOND, JESSICA L. REID, ROBIN BURKHALTER, VICKI RYNARD & KIMBERLY D'MELLO, ON BEHALF OF THE ITC YOUTH TOBACCO AND VAPING SURVEY TEAM

MARCH 2026



UNIVERSITY OF  
**WATERLOO**

School of Public  
Health Sciences



International Tobacco Control  
Policy Evaluation Project

## **FUNDING**

THE ITC YOUTH TOBACCO AND VAPING SURVEY ANNUAL WAVES 1, 2, 3, 4, 6, 7 AND 8 WERE SUPPORTED BY A P01 GRANT (P01CA200512) FROM THE US NATIONAL INSTITUTES OF HEALTH. WAVES 3.5, 4.5, AND 5 WERE FUNDED BY A CONTRIBUTION FROM HEALTH CANADA'S SUBSTANCE USE AND ADDICTIONS PROGRAM (SUAP). OVERSAMPLES IN SOME US STATES (WAVES 3.5, 4, 4.5, AND 5) WERE SUPPORTED BY THE ROSWELL PARK COMPREHENSIVE CANCER CENTER AND NATIONAL CANCER INSTITUTE (NCI) (GRANT P30CA016056) AND BY THE ROSWELL PARK ALLIANCE FOUNDATION. OVERSAMPLES IN BC (WAVES 4.5, 5 AND 6) WERE SUPPORTED BY THE BRITISH COLUMBIA MINISTRY OF HEALTH / CANADIAN CANCER SOCIETY. DATA COLLECTION IN NEW ZEALAND WAS SUPPORTED BY THE US NATIONAL CANCER INSTITUTE (NCI) AND FDA CENTER FOR TOBACCO PRODUCTS (CTP; 3P01CA200512-07S1). DATA COLLECTION IN AUSTRALIA IS SUPPORTED BY AN IDEAS GRANT FROM THE AUSTRALIAN NATIONAL HEALTH AND MEDICAL RESEARCH COUNCIL (NHMRC). THE VIEWS EXPRESSED HEREIN DO NOT NECESSARILY REPRESENT THE VIEWS OF THE FUNDERS.

## **ETHICS CLEARANCE**

THE PROJECT HAS BEEN REVIEWED BY AND RECEIVED ETHICS CLEARANCE THROUGH THE UNIVERSITY OF WATERLOO RESEARCH ETHICS BOARD (ORE#21847/31017) AND THE UNIVERSITY OF OTAGO HUMAN ETHICS COMMITTEE (REFERENCE NUMBER 23/065). THIS STUDY ALSO ADHERES TO THE GUIDELINES OF THE ETHICAL REVIEW PROCESS OF THE UNIVERSITY OF QUEENSLAND AND THE NATIONAL STATEMENT ON ETHICAL CONDUCT IN HUMAN RESEARCH (2023/HE002406).

## **SUGGESTED CITATION**

HAMMOND D, REID JL, BURKHALTER R, RYNARD V, D'MELLO K. TRENDS IN SMOKING AND VAPING AMONG YOUNG PEOPLE: FINDINGS FROM THE ITC YOUTH & YOUNG ADULT TOBACCO AND VAPING SURVEY, 2017-2024. MARCH 2026; UNIVERSITY OF WATERLOO.

## **CONTACT**

DAVID HAMMOND PhD  
PROFESSOR  
SCHOOL OF PUBLIC HEALTH SCIENCES  
UNIVERSITY OF WATERLOO  
DHAMMOND@UWATERLOO.CA  
519 888 4567 EXT. 46462  
[WWW.DAVIDHAMMOND.CA/](http://WWW.DAVIDHAMMOND.CA/)



# Foreword

The International Tobacco Control Policy Evaluation Project (ITC) Youth Tobacco and Vaping Survey examines use of tobacco and vaping products among youth in countries with differing policy environments. The first national surveys in Canada, England and the United States were conducted in 2017, with annual waves in subsequent years (and additional semi-annual waves in 2020 and 2021). New Zealand was added in 2023, and Australia in 2024.

The current report summarizes findings among youth respondents aged 16–19 in the five countries, including trends between 2017 and 2024 where possible. Additional details are available upon request.

Visit the study website for more information:  
<https://davidhammond.ca/projects/tobacco-vaping/itc-youth-tobacco-ecig/>



# Table of contents

<b>Methods.....</b>	<b>5</b>
<b>Sample.....</b>	<b>6</b>
<b>Prevalence &amp; patterns of use.....</b>	<b>7</b>
Smoking.....	7
Vaping.....	11
Use of other tobacco products.....	15
Use of any tobacco/nicotine products.....	20
Vaping and smoking status.....	25
<b>Indicators of dependence.....</b>	<b>30</b>
Smoking.....	30
Vaping.....	33
Perceived addiction to smoking.....	36
Perceived addiction to vaping.....	42
<b>Tobacco product characteristics.....</b>	<b>48</b>
Roll-your-own tobacco.....	48
Menthol cigarettes.....	49
<b>Vaping product characteristics.....</b>	<b>51</b>
Flavours.....	51
Nicotine.....	56
Brand.....	60
Device types.....	65
<b>Purchasing &amp; sources.....</b>	<b>70</b>
Cigarettes.....	70
Vaping products.....	73
<b>Noticing vaping promotions.....</b>	<b>83</b>
<b>Noticing health information &amp; education.....</b>	<b>86</b>
Educational messages.....	86
Health warnings.....	91
<b>Vaping perceptions &amp; reasons for use.....</b>	<b>96</b>
Reasons for vaping.....	96
Product perceptions.....	101
Risk perceptions.....	104
<b>Vaping cessation.....</b>	<b>110</b>
Plans to quit.....	110
Attempts to quit.....	111
Reasons for quitting.....	112
<b>Other health behaviours.....</b>	<b>113</b>
Alcohol.....	113
Cannabis.....	114

# Methods

## OVERVIEW

The ITC Youth & Young Adult Tobacco and Vaping Survey is a repeat cross-sectional survey conducted annually since 2017 (and semi-annually in 2020 and 2021) in Canada, England, and the United States (US), and beginning in 2023 in New Zealand (NZ) and 2024 in Australia, to examine trends in tobacco use and vaping. This report summarizes key indicators from the youth surveys, with a focus on 2024.

## SAMPLE

Respondents included youth aged 16–19 years in all waves, as well as young adults aged 20–29 years in some waves/countries, recruited through the Nielsen Consumer Insights Global Panel in Canada, England, US, and Australia, and Dynata and TGM in NZ. The Nielsen panel in each country is recruited using both probability and non-probability sampling methods. Recruitment targets at each wave included 4,500 respondents aged 16–19 and 1000 respondents aged 20–29 in each of Canada, US, and England, with variable targets in Australia and NZ. Respondents received remuneration in accordance with their panel's incentive structure. The current report summarizes findings from youth surveys over ten waves between 2017 and 2024.

## SURVEY

All data was collected via self-completed online surveys. The survey covers the following content areas:

- prevalence and patterns of smoking and vaping;

- specific products and brands;
- sources and purchasing of cigarettes and vaping products;
- perceptions of risk and social norms around smoking and vaping;
- exposure to health warnings and public education campaigns;
- exposure to e-cigarette marketing;
- awareness and use of other tobacco products;
- substance use and other risk behaviours; and
- socio-demographics and socio-economic status.

## DATA ANALYSIS

Post-stratification survey weights were created based on age, sex, and region (also ethnicity in US; ethnicity instead of region in NZ), and calibrated to first wave proportions for student status (and school grades in Canada, England, US), as well as past 30-day smoking from national benchmark surveys in all countries except England. All estimates in the current report are weighted and rescaled to the original sample size within each country. Estimates are provided with 95% confidence intervals where feasible. Data are summarized within countries over time, as well as across countries within survey waves.

## TECHNICAL REPORTS

The surveys and technical reports are available at: <https://davidhammond.ca/projects/tobacco-vaping/itc-youth-tobacco-ecig/>. The technical reports include detailed information on methodology and survey weighting.

# Sample

<b>Weighted estimates</b>	<b>Canada</b> n=42,499	<b>England</b> n=41,327	<b>US</b> n=45,749	<b>NZ</b> n=1,873	<b>Australia</b> n=2,778	<b>Total</b> n=134,226
<b>Age</b>						
16 years	22.6%	21.8%	22.9%	25.7%	25.6%	22.5%
17 years	25.4%	27.4%	26.7%	25.0%	24.6%	26.5%
18 years	29.5%	31.6%	30.0%	24.9%	24.5%	30.1%
19 years	22.6%	19.1%	20.4%	24.4%	25.4%	20.9%
<b>Sex</b>						
Female	48.8%	48.6%	48.9%	48.7%	51.7%	51.2%
Male	51.2%	51.4%	51.1%	51.3%	48.3%	48.8%
<b>Race/ethnicity</b>						
White (only)	54.4%	73.4%	71.5%	--	--	66.5%
Any other/not stated	45.6%	26.6%	28.5%	--	--	33.5%
<b>Current student</b>						
	93.0%	91.7%	91.1%	78.7%	86.2%	91.6%
<b>Family financial status*</b>						
Not meeting basic expenses	3.6%	3.3%	4.9%	4.7%	3.7%	4.0%
Just meeting basic expenses	22.0%	24.0%	24.7%	30.0%	24.9%	23.7%
Meeting needs w/a little left	34.5%	34.7%	32.1%	33.3%	30.9%	33.7%
Living comfortably	35.1%	33.2%	33.8%	27.0%	35.4%	33.9%
Not stated	4.8%	4.8%	4.6%	5.0%	5.1%	4.7%
<b>Survey wave</b>						
W1 – 2017 July/Aug	9.2%	9.4%	8.7%	--	--	9.0%
W2 – 2018 Aug/Sept	8.8%	9.1%	8.5%	--	--	8.8%
W3 – 2019 Aug/Sept	9.4%	8.2%	8.4%	--	--	8.6%
W3.5 – 2020 Feb/Mar	9.6%	10.0%	10.8%	--	--	10.2%
W4 – 2020 Aug	9.7%	10.0%	12.7%	--	--	10.8%
W4.5 – 2021 Feb/Mar	10.5%	10.1%	11.1%	--	--	10.6%
W5 – 2021 Aug/Sept	10.5%	10.1%	10.3%	--	--	10.3%
W6 – 2022 Aug/Sept	10.0%	10.0%	8.7%	--	--	9.6%
W7 – 2023 Aug/Sept	9.6%	10.0%	8.8%	51.9%	--	10.2%
W8 – 2024 Aug/Sept	9.5%	9.9%	8.5%	42.9%	100.0%	11.9%

\*NOT INCLUDED ON WAVE 1 SURVEY

NOTE: ADDITIONAL SAMPLE INFORMATION FOR EACH WAVE, INCLUDING COUNTRY-SPECIFIC CATEGORIES FOR RACE/ETHNICITY, AVAILABLE IN THE TECHNICAL REPORTS

# Smoking – ‘Ever’

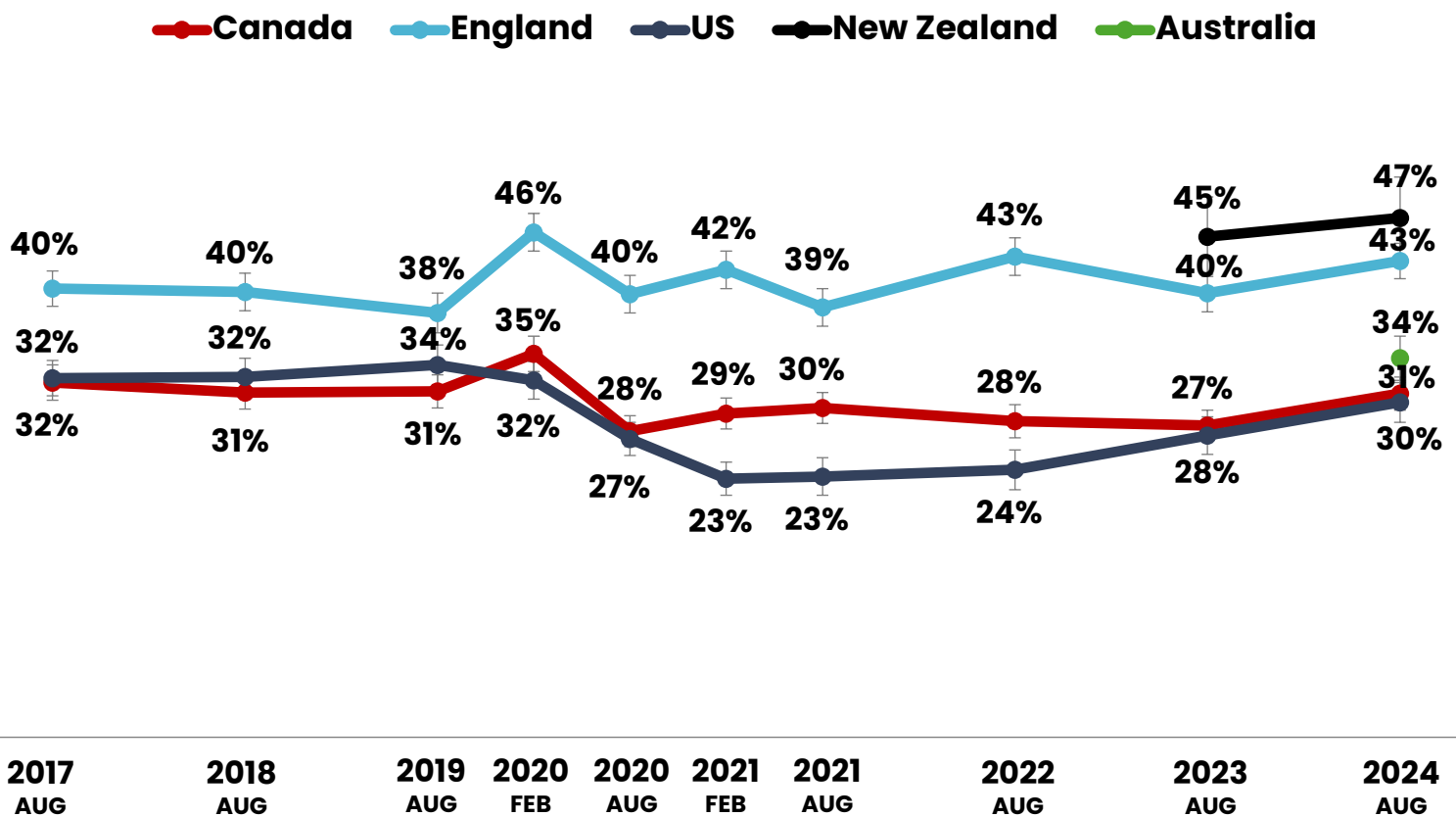
The majority of youth aged 16–19 in all three countries reported never having smoked a cigarette. Prevalence of ever smoking was greatest in England, until New Zealand was added in 2023.

Caution should be used when interpreting time trends in smoking, since survey weights have been calibrated to national surveillance survey estimates for trends in past 30-day smoking in Canada, the US, and NZ, and for past 30-day smoking in Australia.

## Prevalence of ever smoking cigarettes

ALL RESPONDENTS AGED 16–19, 2017–2024

CA: N=42,499; EN: N=41,327; US: N=45,479; NZ: N=1,873; AU: N=2,778



NOTE: YOUTH SURVEY WEIGHTS ARE SCALED TO THE PAST 30-DAY SMOKING TREND IN CANADA (CSTADS), US (NYTS), AND NZ (NZHS), AND TO THE PAST 30-DAY SMOKING ESTIMATE IN AUSTRALIA (NDSHS) IN 2024.

# Smoking – Past 12 months

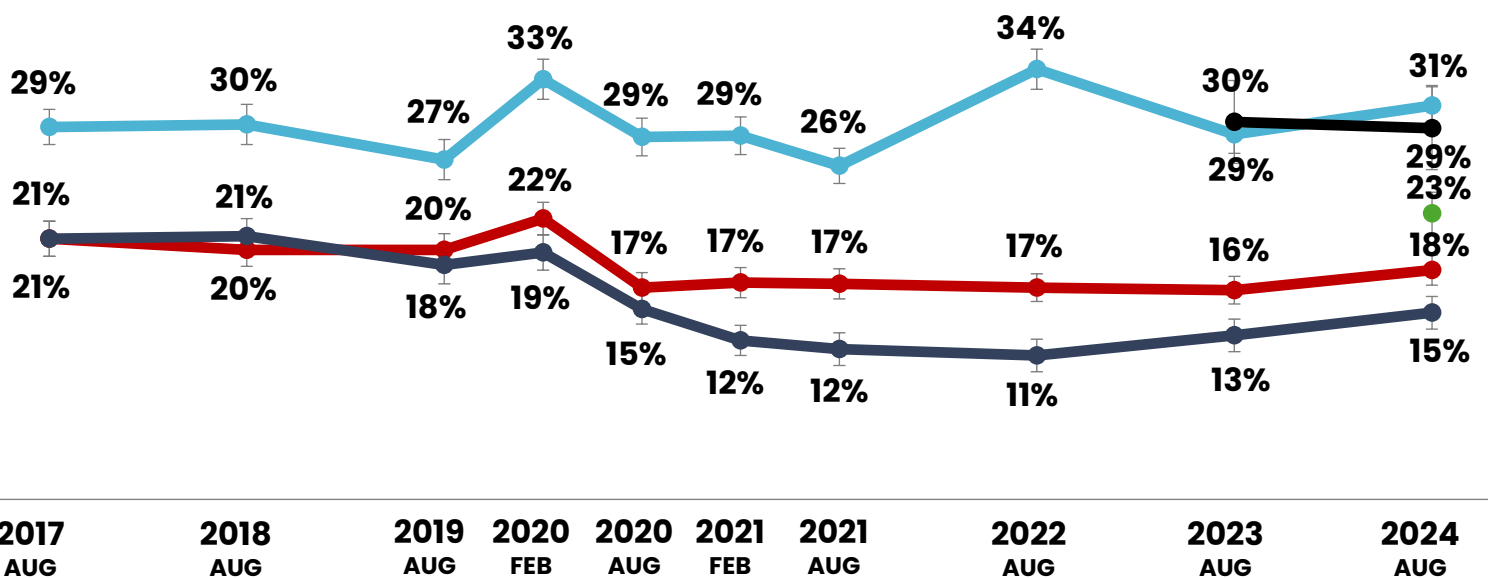
As with ever smoking, prevalence of smoking in the past 12 months was greatest in England in most years, though New Zealand’s estimates were similar when added. Over time, little net change has been observed in England despite wave-to-wave fluctuations. Past 12-month smoking prevalence appeared to decrease in 2020 in Canada and the US and has been fairly stable since.

## Prevalence of smoking in the past 12 months

ALL RESPONDENTS AGED 16-19, 2017-2024

CA: N=42,499; EN: N=41,327; US: N=45,479; NZ: N=1,873; AU: N=2,778

—●— Canada    —●— England    —●— US    —●— New Zealand    —●— Australia



NOTE: YOUTH SURVEY WEIGHTS ARE SCALED TO THE PAST 30-DAY SMOKING TREND IN CANADA (CSTADS), US (NYTS), AND NZ (NZHS), AND TO THE PAST 30-DAY SMOKING ESTIMATE IN AUSTRALIA (NDSHS) IN 2024.

# Smoking – Past 30 days

Since 2017, past 30-day smoking prevalence has declined very slowly in Canada. A more pronounced decline was observed in the US prior to 2021 before levelling off. In England, prevalence remained around 15% in most years. Past 30-day prevalence in New Zealand was moderately lower in 2024 than 2023.

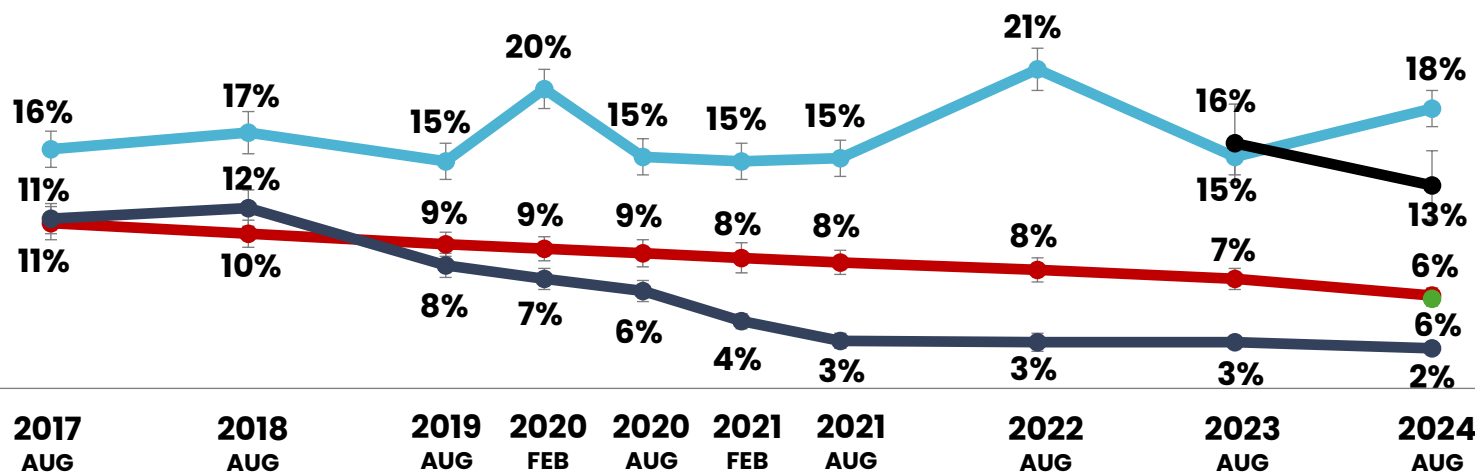
As previously noted, survey weights in most countries have been calibrated to the past 30-day smoking trends observed in national surveys of youth.

## Prevalence of smoking in the past 30 days

ALL RESPONDENTS AGED 16-19, 2017-2024

CA: N=42,499; EN: N=41,327; US: N=45,479; NZ: N=1,873; AU: N=2,778

Canada England US New Zealand Australia



NOTE: YOUTH SURVEY WEIGHTS ARE SCALED TO THE PAST 30-DAY SMOKING TREND IN CANADA (CSTADS), US (NYTS), AND NZ (NZHS), AND TO THE PAST 30-DAY SMOKING ESTIMATE IN AUSTRALIA (NDSHS) IN 2024.

# Smoking – 20+ days per month

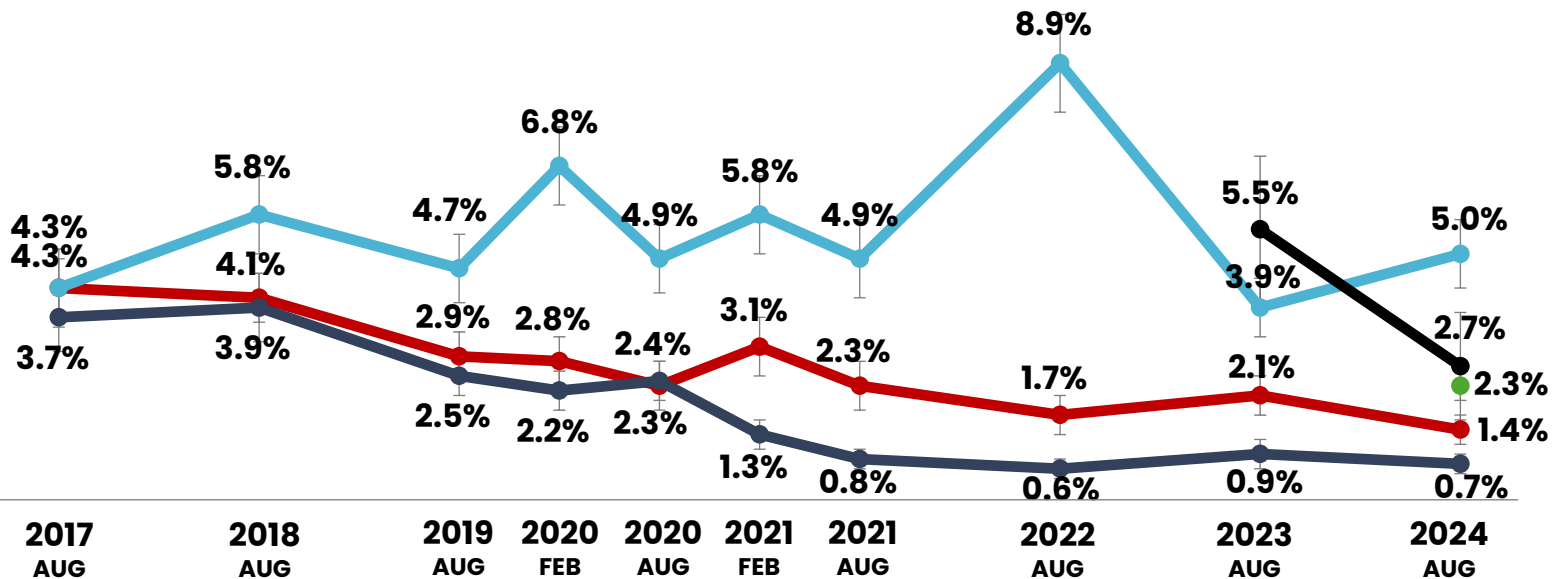
A small and generally declining proportion of youth aged 16–19 in Canada and the US reported smoking on 20 or more of the past 30 days. In England, while 2017 prevalence was similar to Canada and the US, it has remained somewhat above this level for most waves since. In 2024, New Zealand and Australia had estimates which were lower than England but higher than in Canada and the US.

## Prevalence of smoking ≥20 days in the past 30 days

ALL RESPONDENTS AGED 16–19, 2017–2024

CA: N=42,499; EN: N=41,327; US: N=45,479; NZ: N=1,873; AU: N=2,778

—●— Canada    —●— England    —●— US    —●— New Zealand    —●— Australia



NOTE: YOUTH SURVEY WEIGHTS ARE SCALED TO THE PAST 30-DAY SMOKING TREND IN CANADA (CSTADS), US (NYTS), AND NZ (NZHS), AND TO THE PAST 30-DAY SMOKING ESTIMATE IN AUSTRALIA (NDSHS) IN 2024.

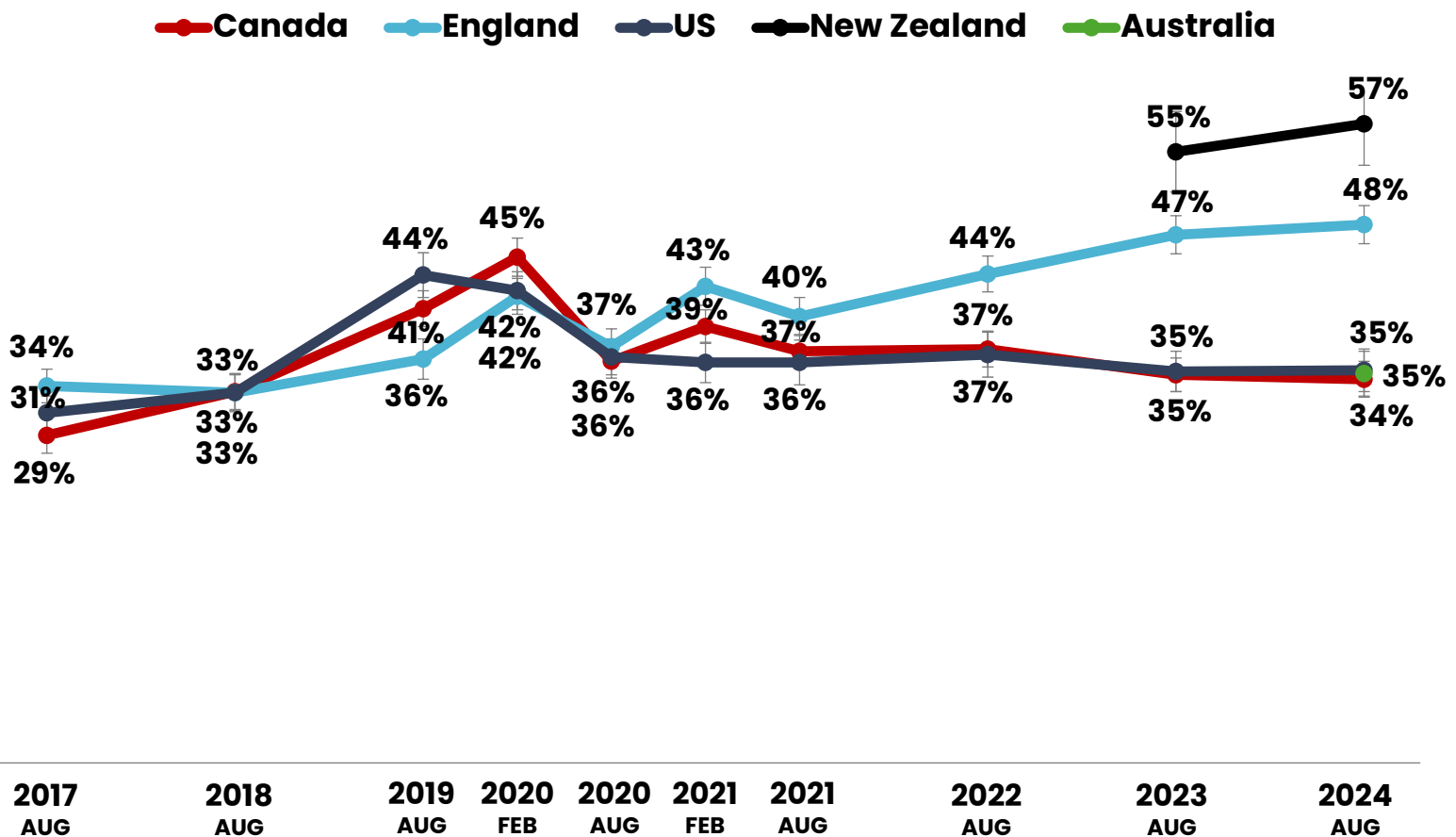
# Vaping – ‘Ever’

As with smoking, the majority of youth aged 16–19 in Canada, England, the US, and Australia reported they had never vaped. However, over half of youth in New Zealand reported ever vaping. Over time, prevalence varied by wave and country. Ever vaping appeared to increase to a peak in the US in 2019 and in Canada in early 2020, before dropping and remaining fairly stable. In England, it appears that ever vaping continues to increase.

## Prevalence of ever vaping

ALL RESPONDENTS AGED 16–19, 2017–2024

CA: N=42,499; EN: N=41,327; US: N=45,479; NZ: N=1,873; AU: N=2,778



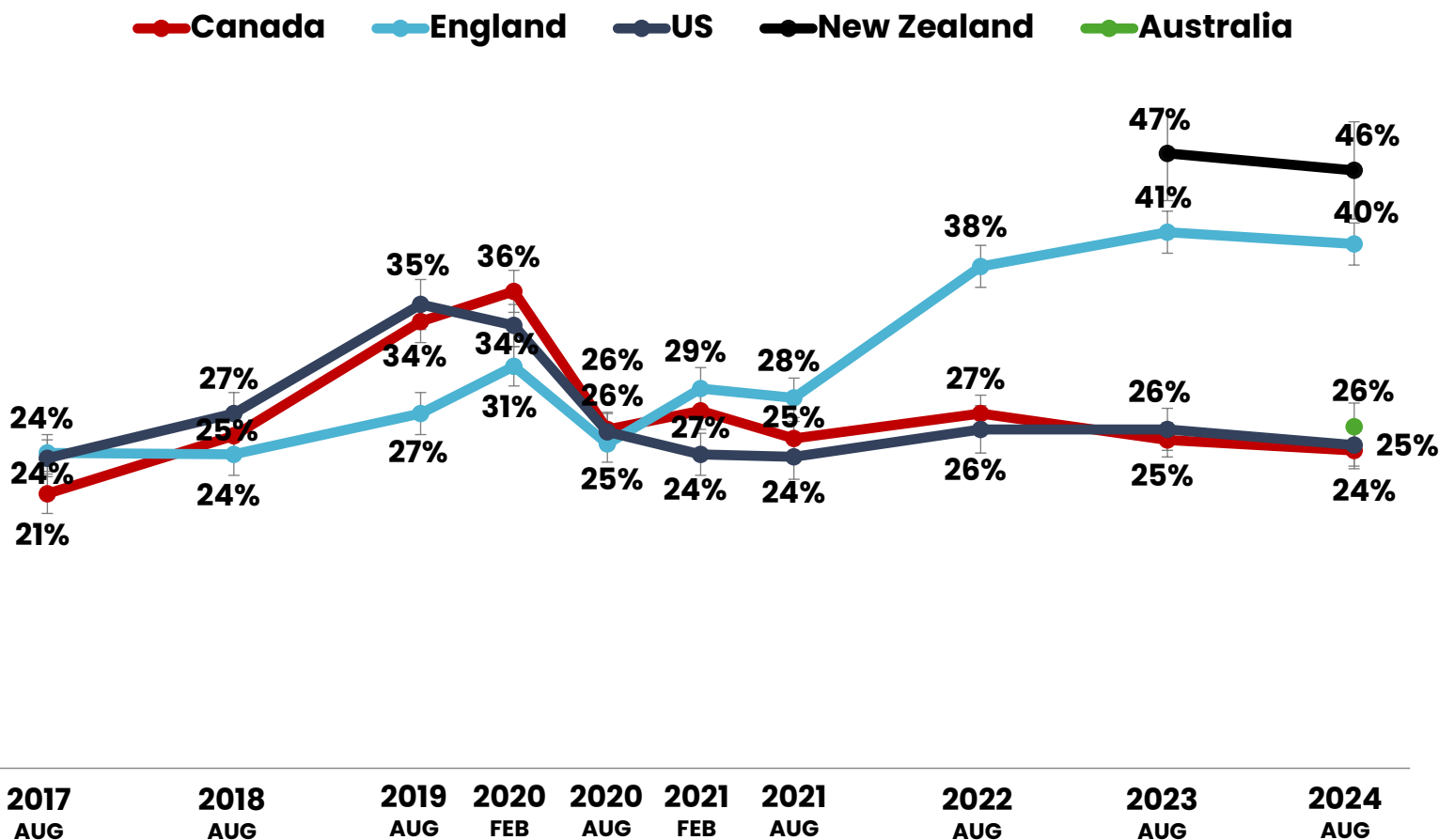
# Vaping – Past 12 months

Past 12-month vaping prevalence among youth aged 16–19 was similar across countries in earlier waves, but appeared to diverge after 2021; while prevalence remained stable in Canada and the US, it appeared to increase substantially in England in recent years. In recent years, nearly half of youth in New Zealand reported vaping in the past 12 months. In 2024, prevalence in Australia was similar to Canada and the US.

## Prevalence of vaping in the past 12 months

ALL RESPONDENTS AGED 16–19, 2017–2024

CA: N=42,499; EN: N=41,327; US: N=45,479; NZ: N=1,873; AU: N=2,778



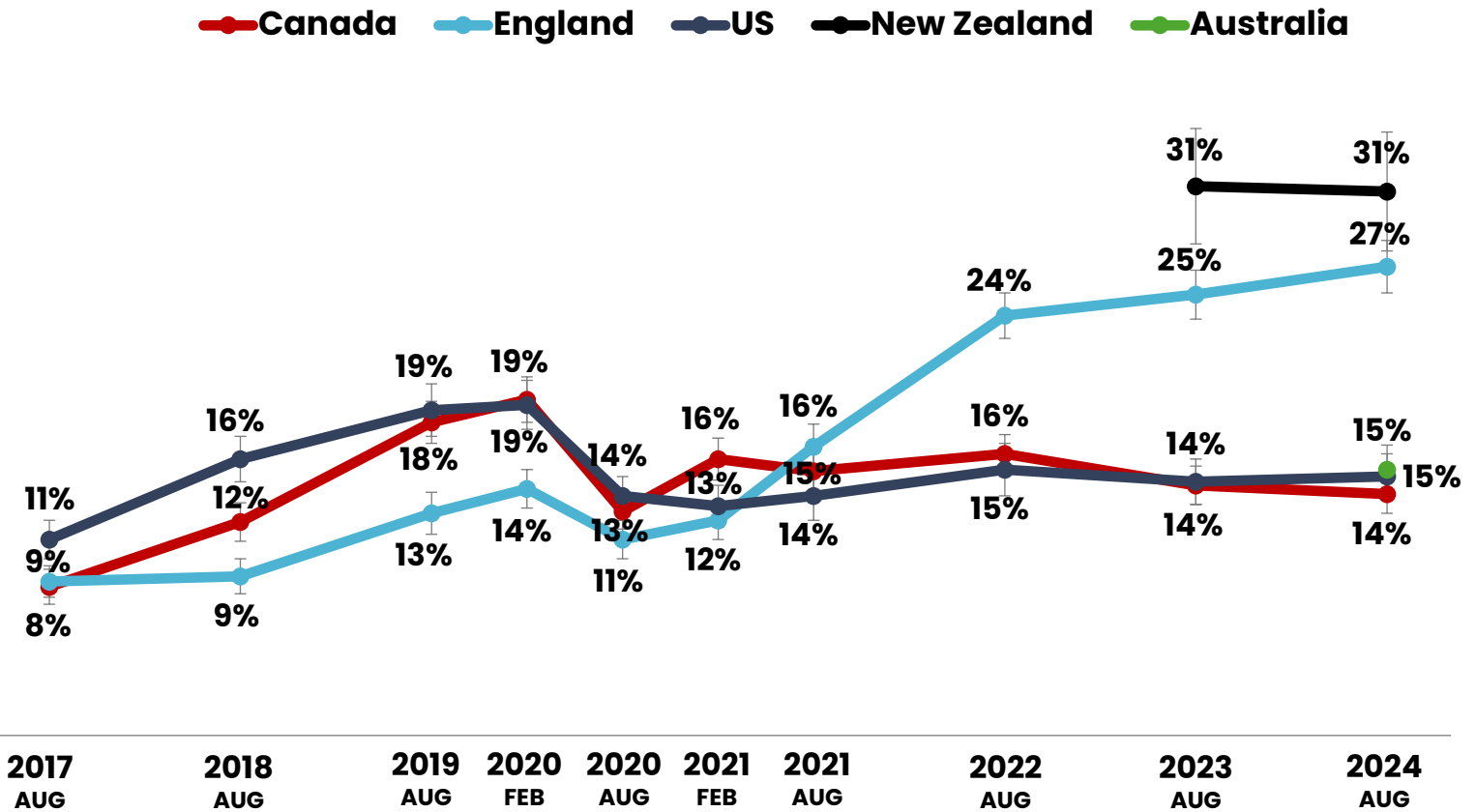
# Vaping – Past 30 days

Patterns of past 30-day vaping prevalence among youth aged 16–19 were similar in Canada and the US: increasing from 2017 to a peak in early 2020, subsequently dropping in 2020 before somewhat rebounding and then remaining stable. In England, past 30-day vaping prevalence generally increased more slowly between 2017 and 2020, then dipped briefly before rebounding and then increasing sharply in 2022 and remaining high. Prevalence was highest in New Zealand in recent years. In 2024, prevalence in Australia was similar to Canada and the US.

## Prevalence of vaping in the past 30 days

ALL RESPONDENTS AGED 16–19, 2017–2024

CA: N=42,499; EN: N=41,327; US: N=45,479; NZ: N=1,873; AU: N=2,778



# Vaping – 20+ days per month

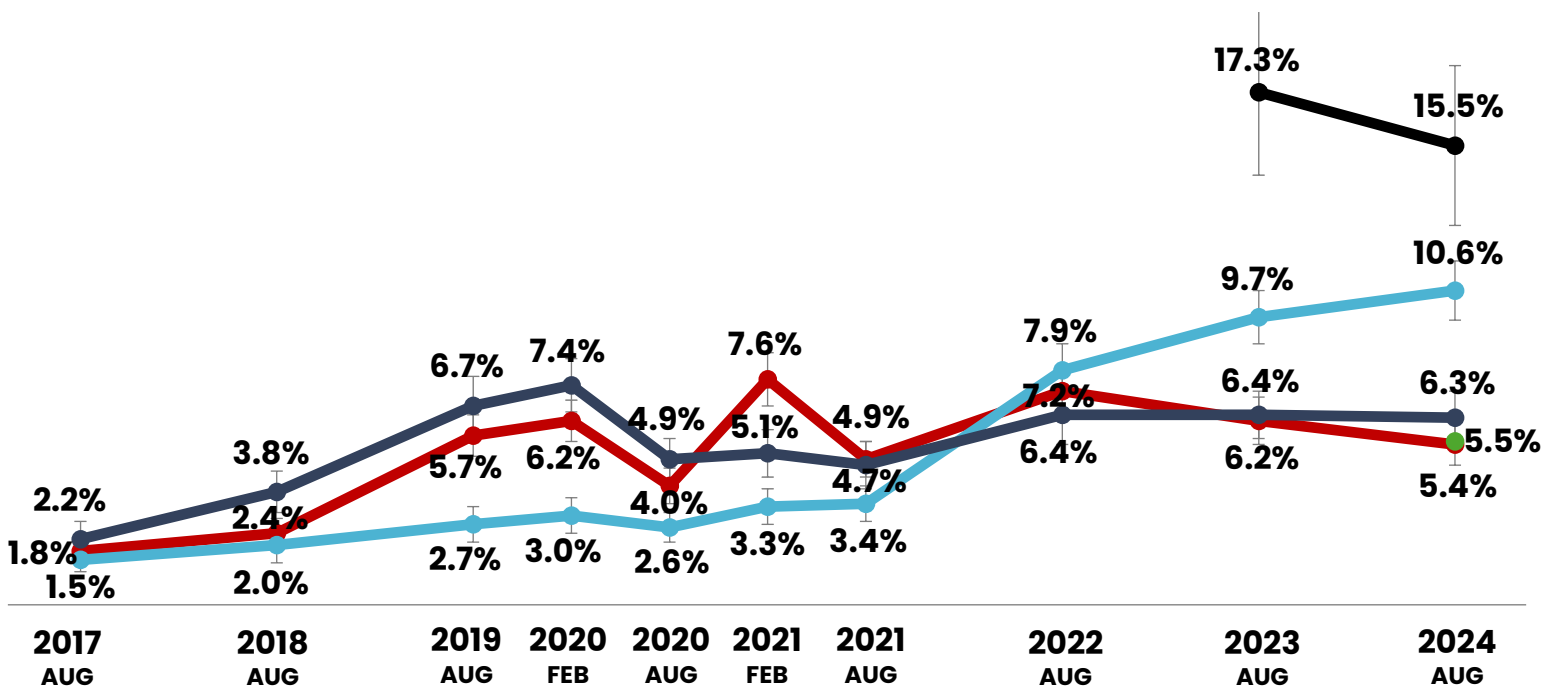
In 2017, very few youth aged 16–19 (~2%) reported vaping on 20 or more of the past 30 days. In 2024, estimates had risen to over 5% in Canada, the US, and Australia, over 10% in England, and over 15% in New Zealand. Patterns within each country in the intervening years varied: in England, increases were very slow until 2022, while more rapid increases until early 2020 were observed in the US and Canada, with less change in recent years.

## Prevalence of vaping ≥20 days in the past 30 days

ALL RESPONDENTS AGED 16–19, 2017–2024

CA: N=42,499; EN: N=41,327; US: N=45,479; NZ: N=1,873; AU: N=2,778

—●— Canada    —●— England    —●— US    —●— New Zealand    —●— Australia



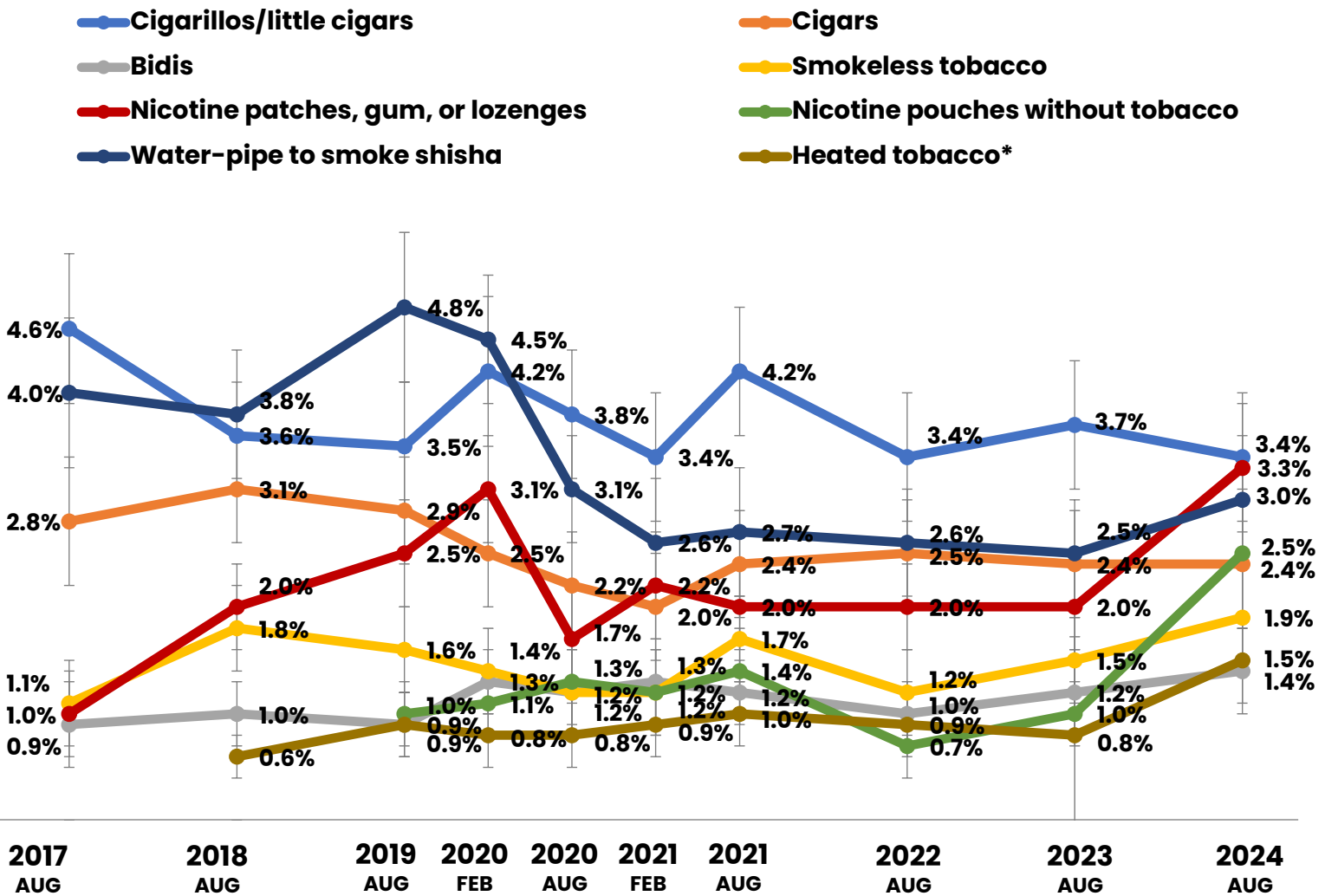
# Use of other tobacco products

In Canada, fewer than 5% of youth aged 16–19 reported use of each non-cigarette tobacco or nicotine product in the past 30 days. The most popular product in most years since 2017 was cigarillos/little cigars, although waterpipe was comparable or greater until early 2020. The estimate for nicotine patches, gum or lozenges was also very close in 2024.



## Past 30-day use of other tobacco/nicotine products

ALL RESPONDENTS AGED 16-19, 2017-2024, CANADA, N=42,499



\*SURVEY WAVES FROM 2018-2020 ASKED ABOUT IQOS SPECIFICALLY, WHILE WAVES FROM 2021 ON ASKED ABOUT HEATED TOBACCO PRODUCTS GENERALLY

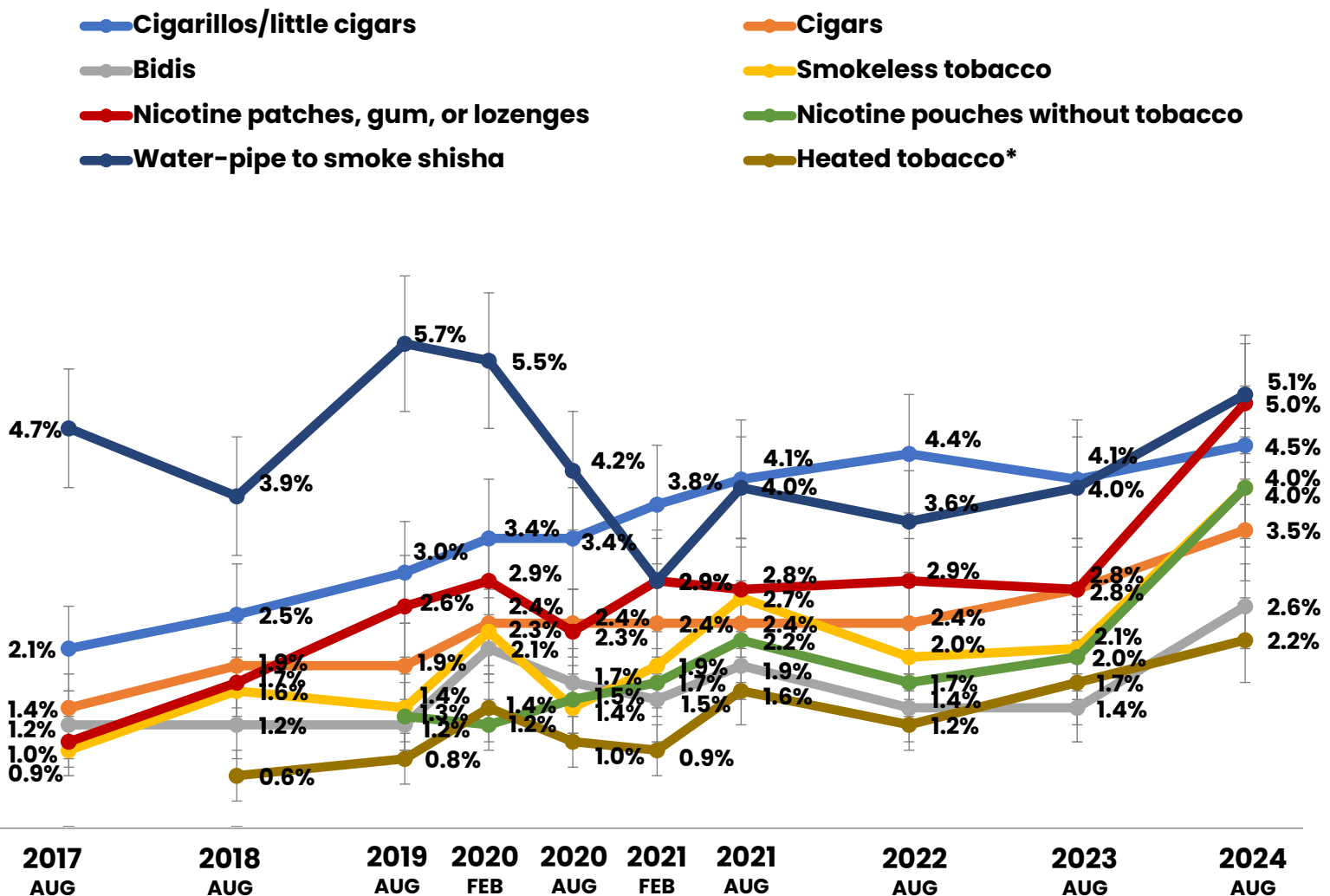
# Use of other tobacco products

In England, 4–6% of youth aged 16–19 reported use of waterpipe in the past 30 days in most years, appearing to peak in 2019 and early 2020. Cigarillo/little cigar use was 2% in 2017, but increased steadily, doubling by 2022 and remaining around that level in recent years. Use of other non-cigarette tobacco or nicotine products was less common, but most had increased from 2017, and use of nicotine patches, gum or lozenges increased to 5% in 2024.



## Past 30-day use of other tobacco/nicotine products

ALL RESPONDENTS AGED 16-19, 2017-2024, ENGLAND, N=41,327



\*SURVEY WAVES FROM 2018-2020 ASKED ABOUT IQOS SPECIFICALLY, WHILE WAVES FROM 2021 ON ASKED ABOUT HEATED TOBACCO PRODUCTS GENERALLY

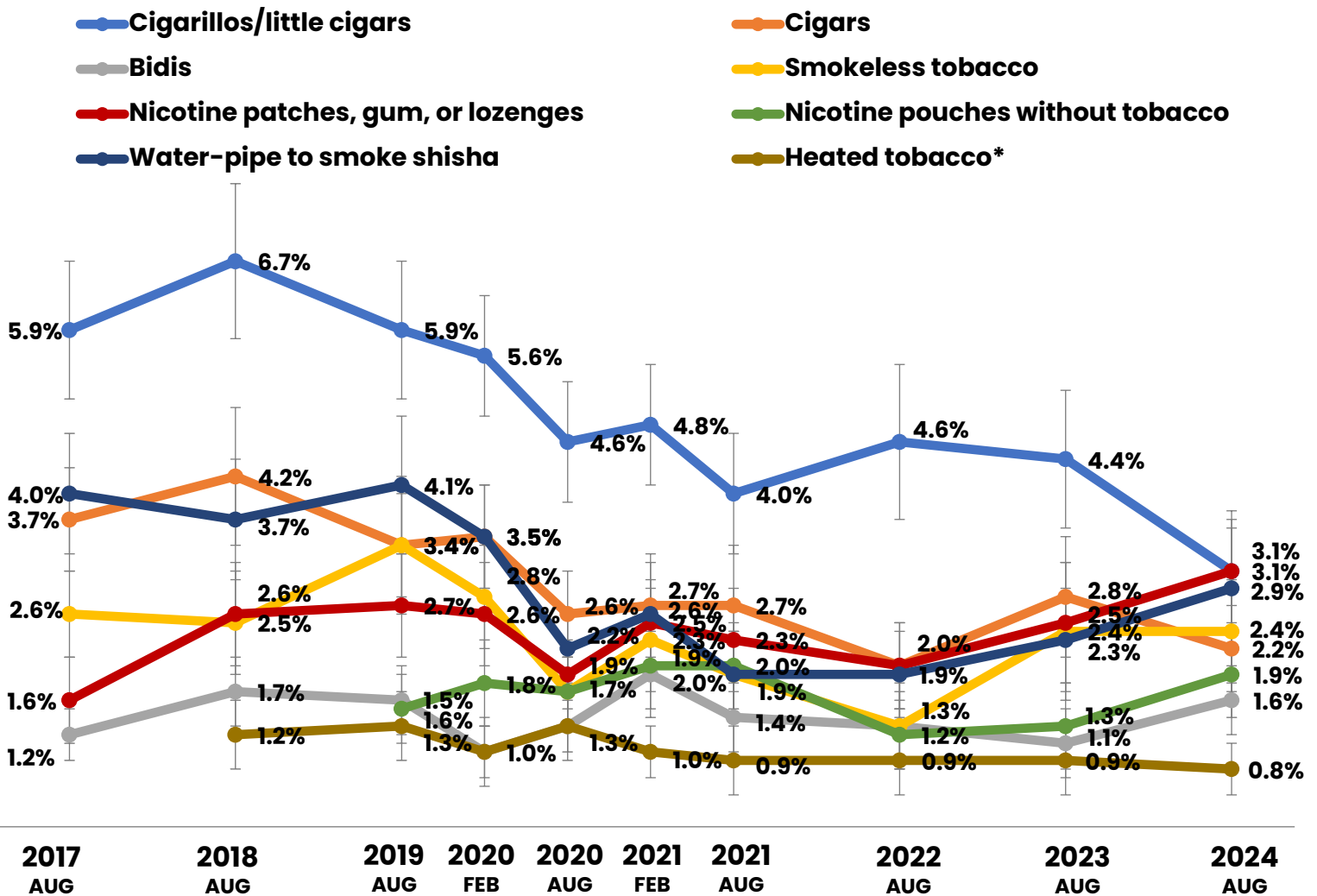
# Use of other tobacco products

In the US, cigarillos/little cigars were the most prevalent product reported by youth aged 16-19 in all years, though their use in the past 30 days generally declined over time and was equaled by use of nicotine patches, gum or lozenges in 2024. Use of most other non-cigarette tobacco or nicotine products also appeared to decrease over time, though some rebounded in recent years.



## Past 30-day use of other tobacco/nicotine products

ALL RESPONDENTS AGED 16-19, 2017-2024, US, N=45,749



\*SURVEY WAVES FROM 2018-2020 ASKED ABOUT IQOS SPECIFICALLY, WHILE WAVES FROM 2021 ON ASKED ABOUT HEATED TOBACCO PRODUCTS GENERALLY

# Use of other tobacco products

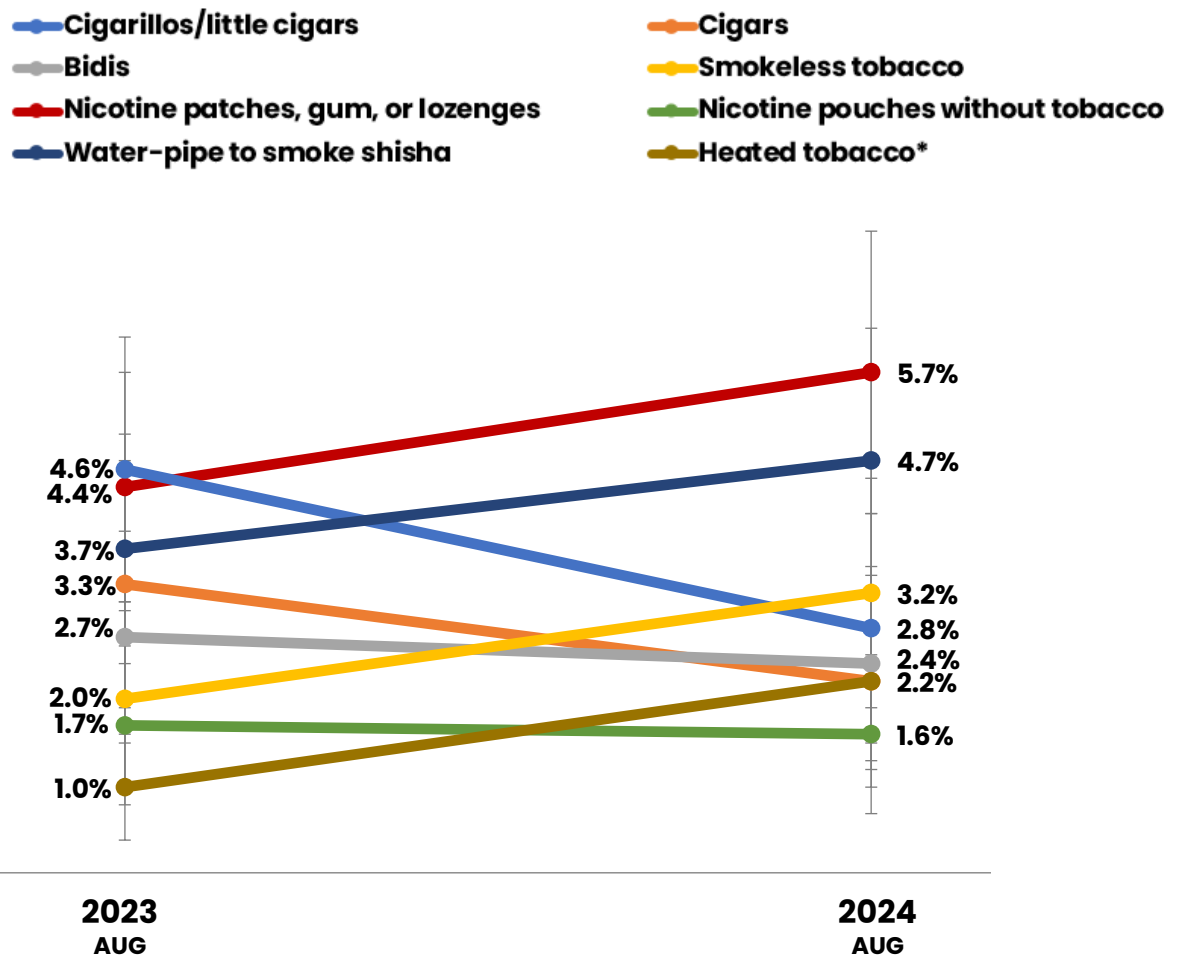
## New Zealand

In New Zealand in 2024, nicotine patches, gum or lozenges were the most prevalent non-cigarette tobacco or nicotine product reported by youth aged 16-19 in New Zealand, at over 5%. Compare to 2023, where they were a close second to cigarillos/little cigars.



### Past 30-day use of other tobacco/nicotine products

ALL RESPONDENTS AGED 16-19, 2023-2024, NZ, N=1,873



# Use of other tobacco products

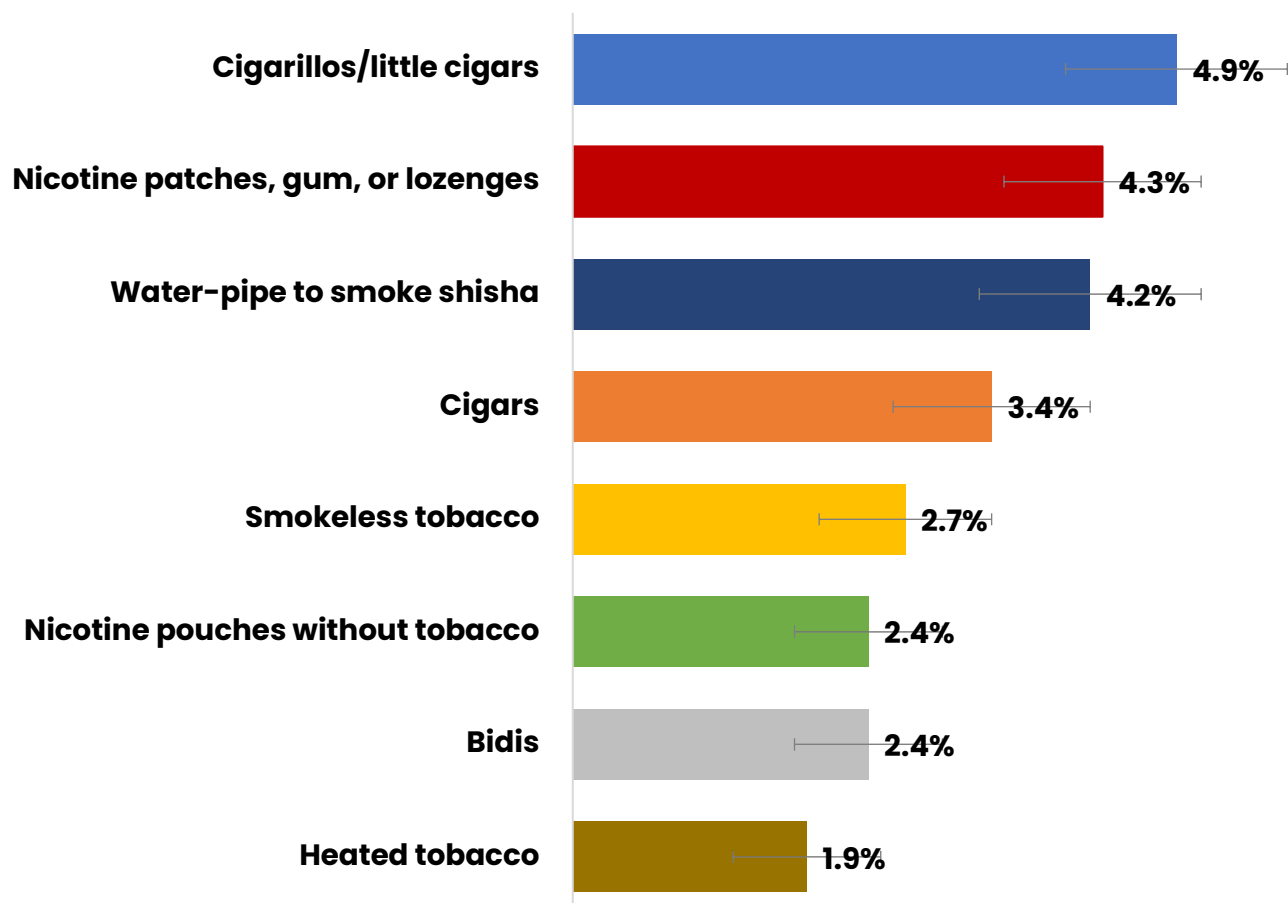
## Australia

In Australia in 2024, cigarillos/little cigars were the most prevalent non-cigarette tobacco or nicotine product reported by youth aged 16–19 in Australia, at just under 5%, although prevalence of nicotine patches, gum or lozenges was nearly as high.



### Past 30-day use of other tobacco/nicotine products

ALL RESPONDENTS AGED 16–19, 2024, AUSTRALIA, N=2,778



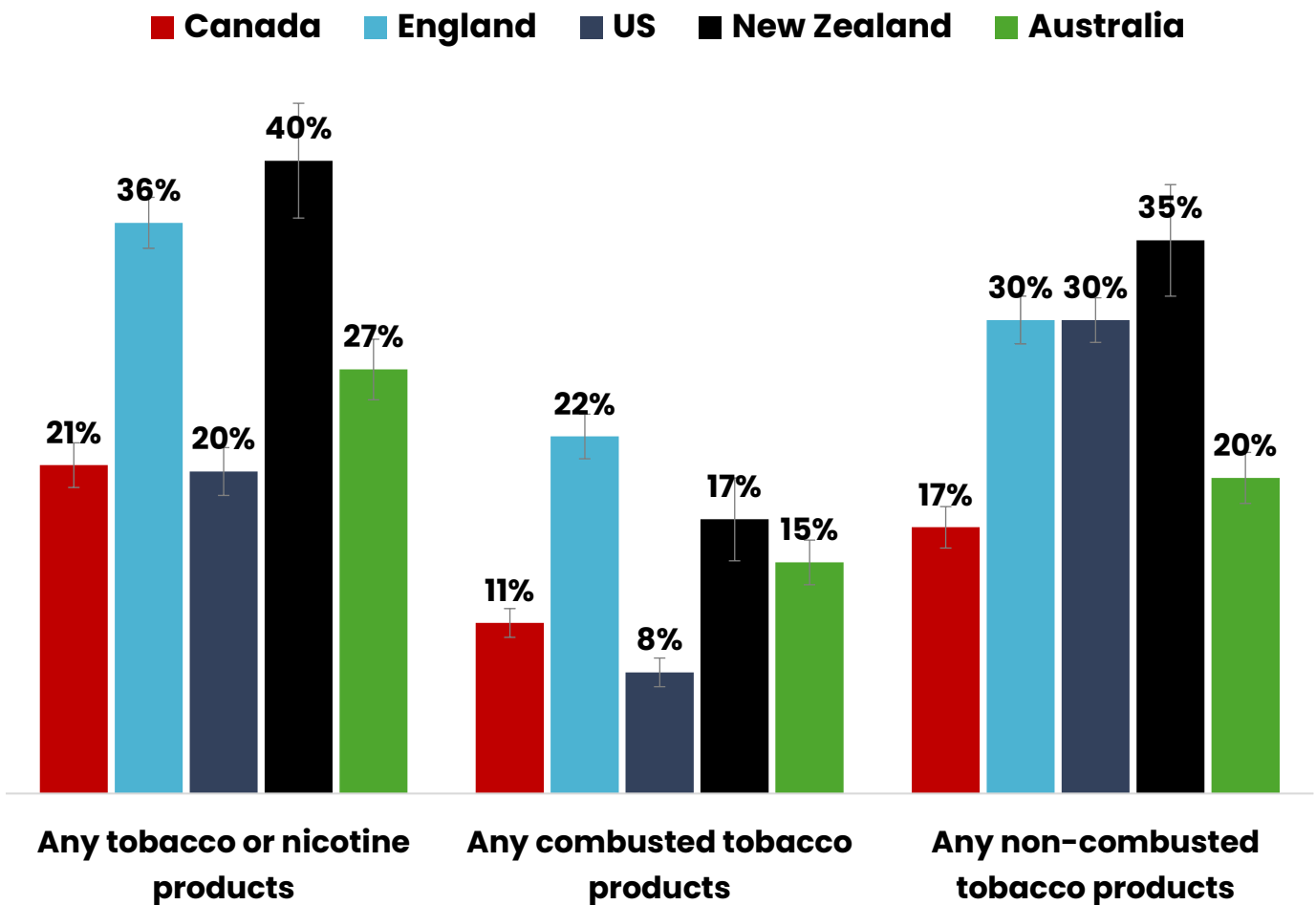
# Use of any tobacco/nicotine products

In 2024, over one-third of youth aged 16-19 in England and 40% in New Zealand reported use of any tobacco or nicotine product in the past 30 days, compared to over one in four youth in Australia and approximately one in five in Canada and the US. Prevalence of using any combusted products was greatest among youth in England, double that of youth Canada and the US. Use of non-combusted products was greatest among youth in New Zealand.

## Past 30-day use of any tobacco or nicotine products

ALL RESPONDENTS AGED 16-19, 2017-2024

CA: N=42,499; EN: N=41,327; US: N=45,479; NZ: N=1,873; AU: N=2,778



NOTE: YOUTH SURVEY WEIGHTS ARE SCALED TO THE PAST 30-DAY SMOKING TREND IN CANADA (CSTADS), US (NYTS), AND NZ (NZHS), AND TO THE PAST 30-DAY SMOKING ESTIMATE IN AUSTRALIA (NDSHS) IN 2024.

**ANY COMBUSTED** INCLUDES CIGARETTES, CIGARS, CIGARILLOS/LITTLE CIGARS, BIDIS, AND/OR WATERPIPE; **ANY NON-COMBUSTED** INCLUDES E-CIGARETTES, SMOKELESS TOBACCO, HEATED TOBACCO, NRT, AND/OR NICOTINE POUCHES; **ANY TOBACCO/NICOTINE PRODUCT** INCLUDES ANY PRODUCTS

# Use of any tobacco/nicotine products Canada

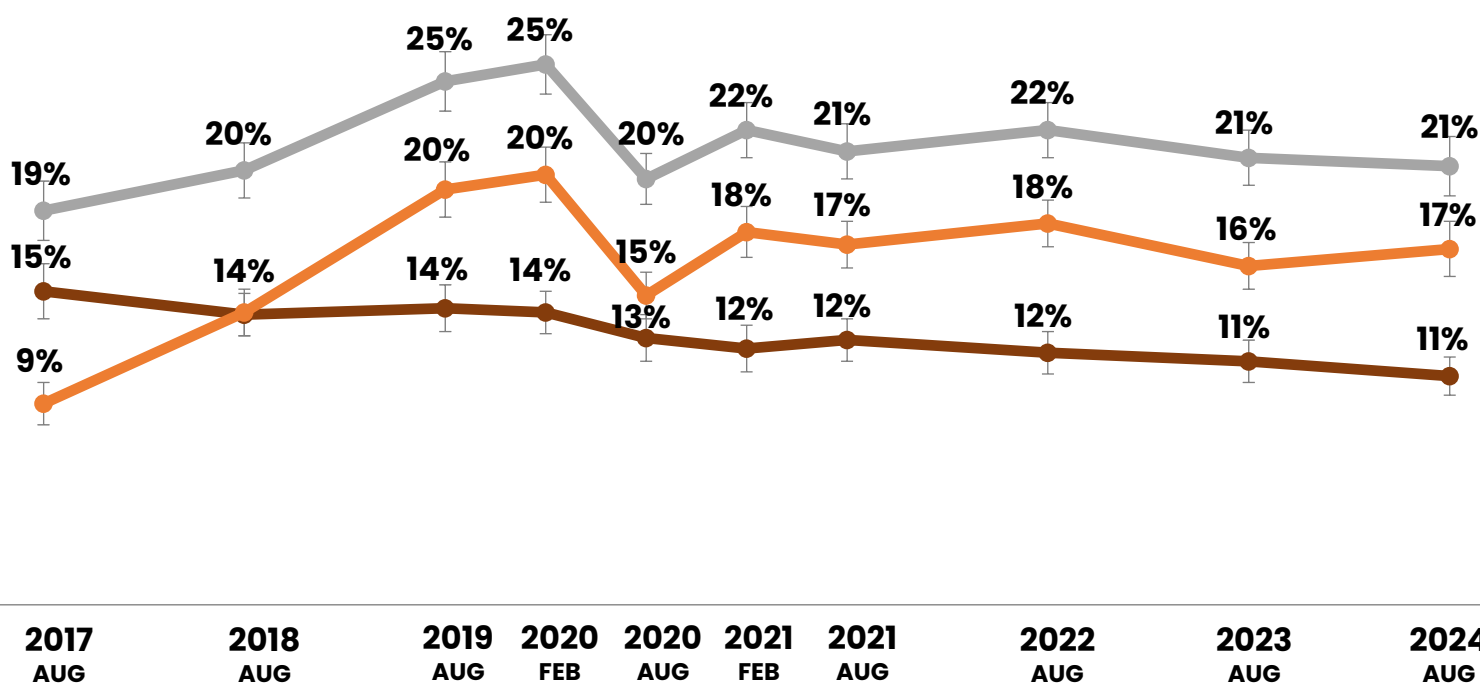
In Canada, prevalence of using combusted tobacco products remained fairly stable over time, decreasing slightly, while use of any tobacco or nicotine products appeared to vary with the use of non-combusted products. The use of non-combusted products doubled between 2017 and 2019 before dipping in late 2020 and then rebounding and remaining stable in subsequent waves.



## Past 30-day use of any tobacco or nicotine products

ALL RESPONDENTS AGED 16-19, 2017-2024, CANADA, N=42,499

- Any tobacco or nicotine products
- Any combusted tobacco products
- Any non-combusted tobacco products



NOTE: YOUTH SURVEY WEIGHTS ARE SCALED TO THE PAST 30-DAY SMOKING TREND IN CANADA (CSTADS)

ANY COMBUSTED INCLUDES CIGARETTES, CIGARS, CIGARILLOS/LITTLE CIGARS, BIDIS, AND/OR WATERPIPE; ANY NON-COMBUSTED INCLUDES E-CIGARETTES, SMOKELESS TOBACCO, HEATED TOBACCO, NRT, AND/OR NICOTINE POUCHES; ANY TOBACCO/NICOTINE PRODUCT INCLUDES ANY PRODUCTS

# Use of any tobacco/nicotine products

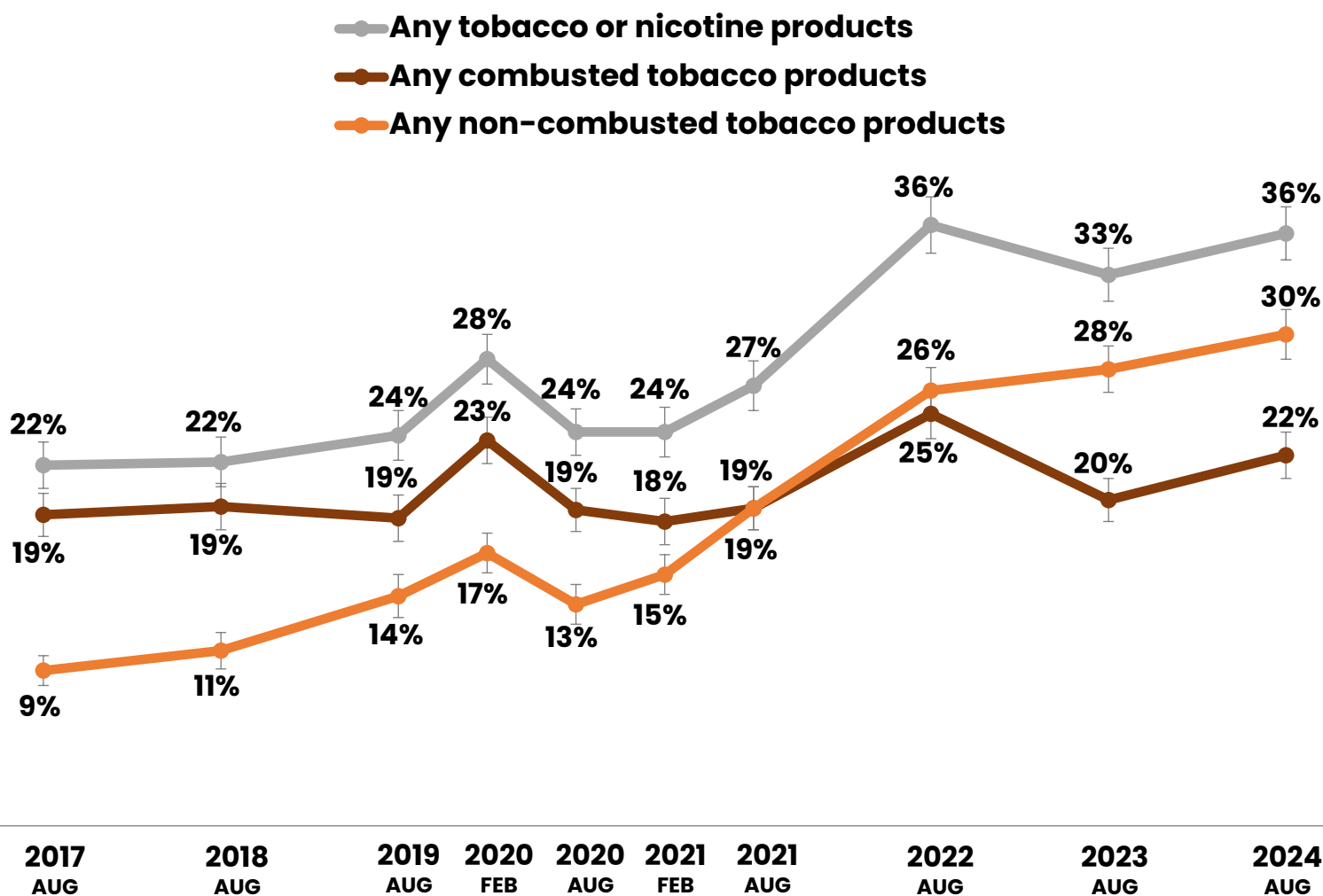
## England

In England, use of non-combusted tobacco products has tripled since 2017, with particularly steep increases in 2021 and 2022, while use of combusted products has remained near one in five in most years. While use of combusted tobacco products accounted for most of the total tobacco prevalence before 2021, non-combusted product prevalence equaled combusted products by late 2021 and has since surpassed them.



### Past 30-day use of any tobacco or nicotine products

ALL RESPONDENTS AGED 16-19, 2017-2024, ENGLAND, N=41,327



**ANY COMBUSTED** INCLUDES CIGARETTES, CIGARS, CIGARILLOS/LITTLE CIGARS, BIDIS, AND/OR WATERPIPE; **ANY NON-COMBUSTED** INCLUDES E-CIGARETTES, SMOKELESS TOBACCO, HEATED TOBACCO, NRT, AND/OR NICOTINE POUCHES; **ANY TOBACCO/NICOTINE PRODUCT** INCLUDES ANY PRODUCTS

# Use of any tobacco/nicotine products United States

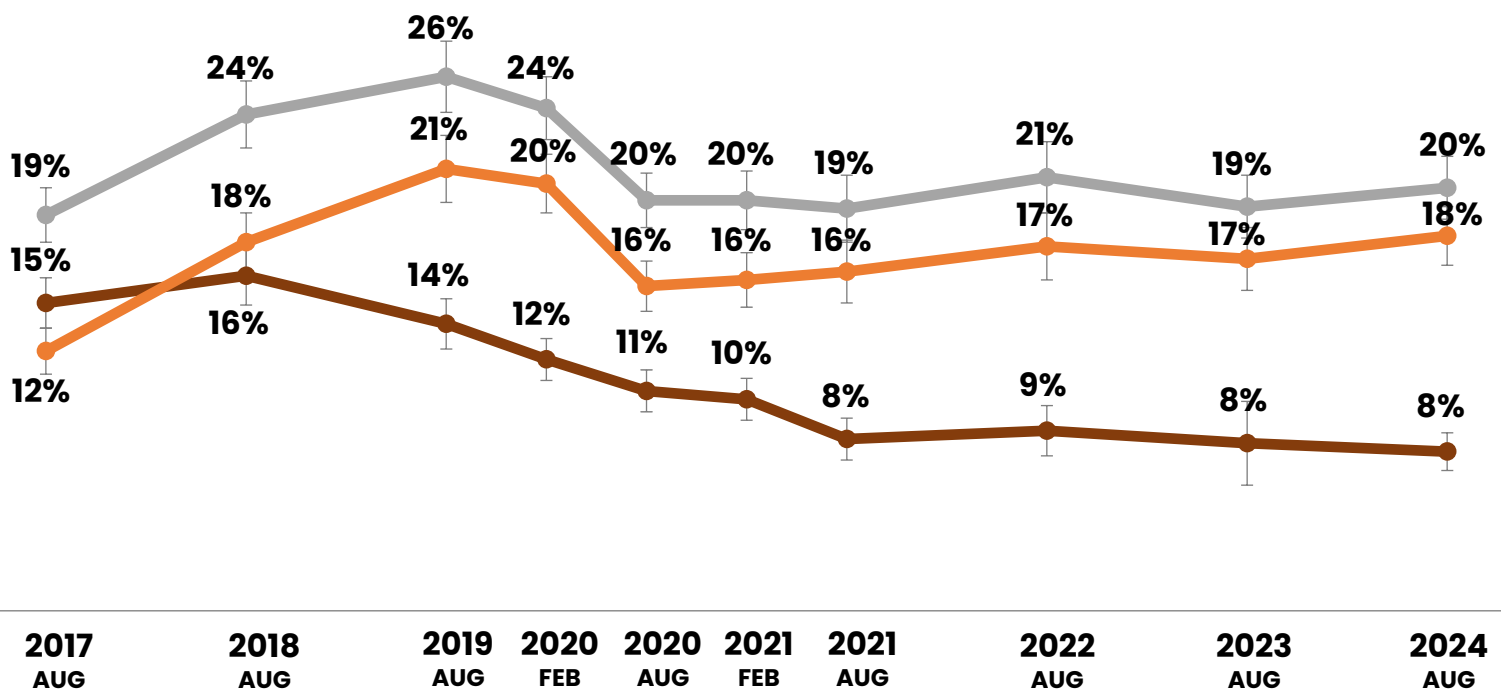
In the US, prevalence of using combusted tobacco products decreased steadily until 2021 and has remained stable since, while use of any tobacco or nicotine products appeared to vary with the use of non-combusted products. Use of non-combusted products increased from 2017 to 2019 before dropping in 2020 and then remaining fairly steady.



## Past 30-day use of any tobacco or nicotine products

ALL RESPONDENTS AGED 16-19, 2017-2024, US, N=45,749

- Any tobacco or nicotine products
- Any combusted tobacco products
- Any non-combusted tobacco products



NOTE: YOUTH SURVEY WEIGHTS ARE SCALED TO THE PAST 30-DAY SMOKING TREND IN THE US (NYTS)

ANY COMBUSTED INCLUDES CIGARETTES, CIGARS, CIGARILLOS/LITTLE CIGARS, BIDIS, AND/OR WATERPIPE; ANY NON-COMBUSTED INCLUDES E-CIGARETTES, SMOKELESS TOBACCO, HEATED TOBACCO, NRT, AND/OR NICOTINE POUCHES; ANY TOBACCO/NICOTINE PRODUCT INCLUDES ANY PRODUCTS

# Use of any tobacco/nicotine products

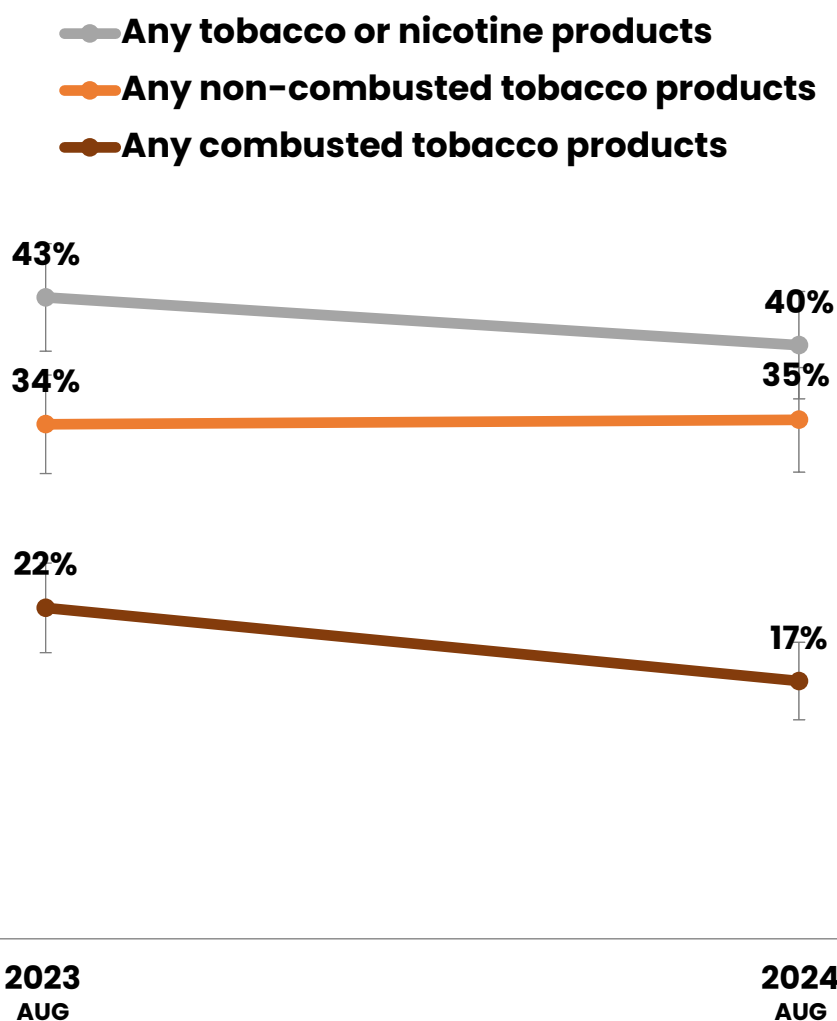
## New Zealand

In 2024, 40% of youth aged 16–19 in New Zealand reported using any tobacco or nicotine products, little change from 2023. Over one-third reported use of non-combusted products, also similar to 2023, while fewer than one in five reported use of combusted tobacco products, a slight decline from 2023.



### Past 30-day use of any tobacco or nicotine products

ALL RESPONDENTS AGED 16–19, 2024, NZ, N=1,873



NOTE: YOUTH SURVEY WEIGHTS ARE SCALED TO THE PAST 30-DAY SMOKING TREND IN NZ (NZHS).

**ANY COMBUSTED** INCLUDES CIGARETTES, CIGARS, CIGARILLOS/LITTLE CIGARS, BIDIS, AND/OR WATERPIPE; **ANY NON-COMBUSTED** INCLUDES E-CIGARETTES, SMOKELESS TOBACCO, HEATED TOBACCO, NRT, AND/OR NICOTINE POUCHES; **ANY TOBACCO/NICOTINE PRODUCT** INCLUDES ANY PRODUCTS

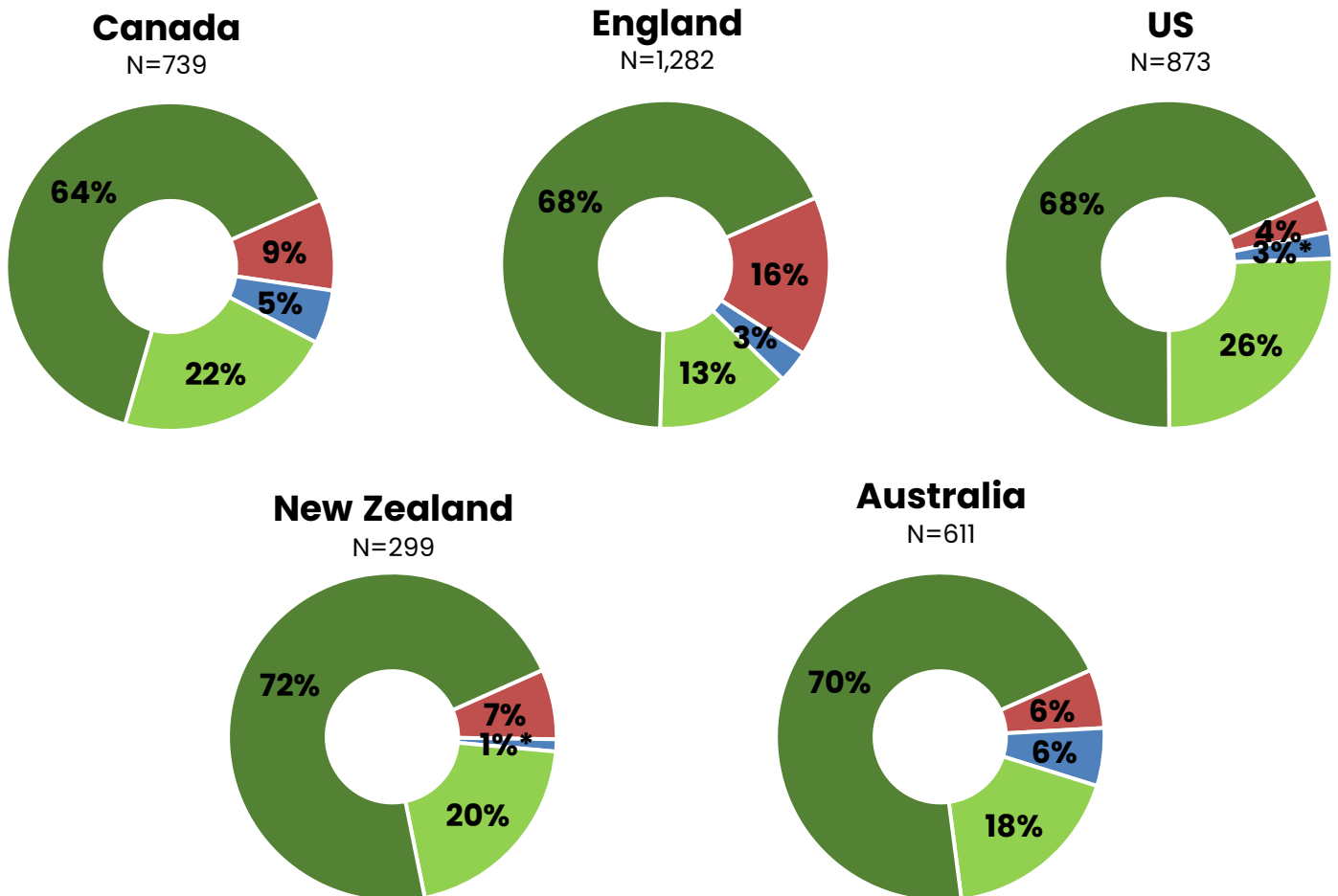
# Vaping and smoking status

In 2024, in each country, the majority of youth who vaped in the past 30 days also reported 'experimental' smoking. The proportion of youth who vaped in the past 30 days who also reported currently smoking varied widely, from 4% in the US to 16% in England; very few (1-6%) reported formerly smoking. One-quarter of youth who vaped in the past 30 days in the US reported never smoking cigarettes, compared to around one in five in Canada, New Zealand, and Australia, and even fewer in England.

## Smoking status among youth who vaped in the past 30 days

YOUTH AGED 16-19 WHO VAPED IN PAST 30 DAYS, 2024

- Currently smoke
- Formerly smoked
- Never smoked
- Experimentally smoke(d)



\*HIGH VARIABILITY OF ESTIMATE (CV>0.33)

**CURRENTLY SMOKE:** SMOKED 100+ CIGARETTES IN LIFETIME AND SMOKED IN PAST 30 DAYS; **FORMERLY SMOKED:** SMOKED 100+ CIGARETTES IN LIFETIME BUT DID NOT SMOKE IN PAST 30 DAYS; **NEVER SMOKED:** NEVER TRIED CIGARETTE SMOKING; **EXPERIMENTALLY SMOKE(D):** EVER TRIED CIGARETTE SMOKING BUT DID NOT SMOKE 100+ CIGARETTES IN LIFETIME; NOT CLASSIFIED SMOKING STATUS EXCLUDED FROM DENOMINATOR

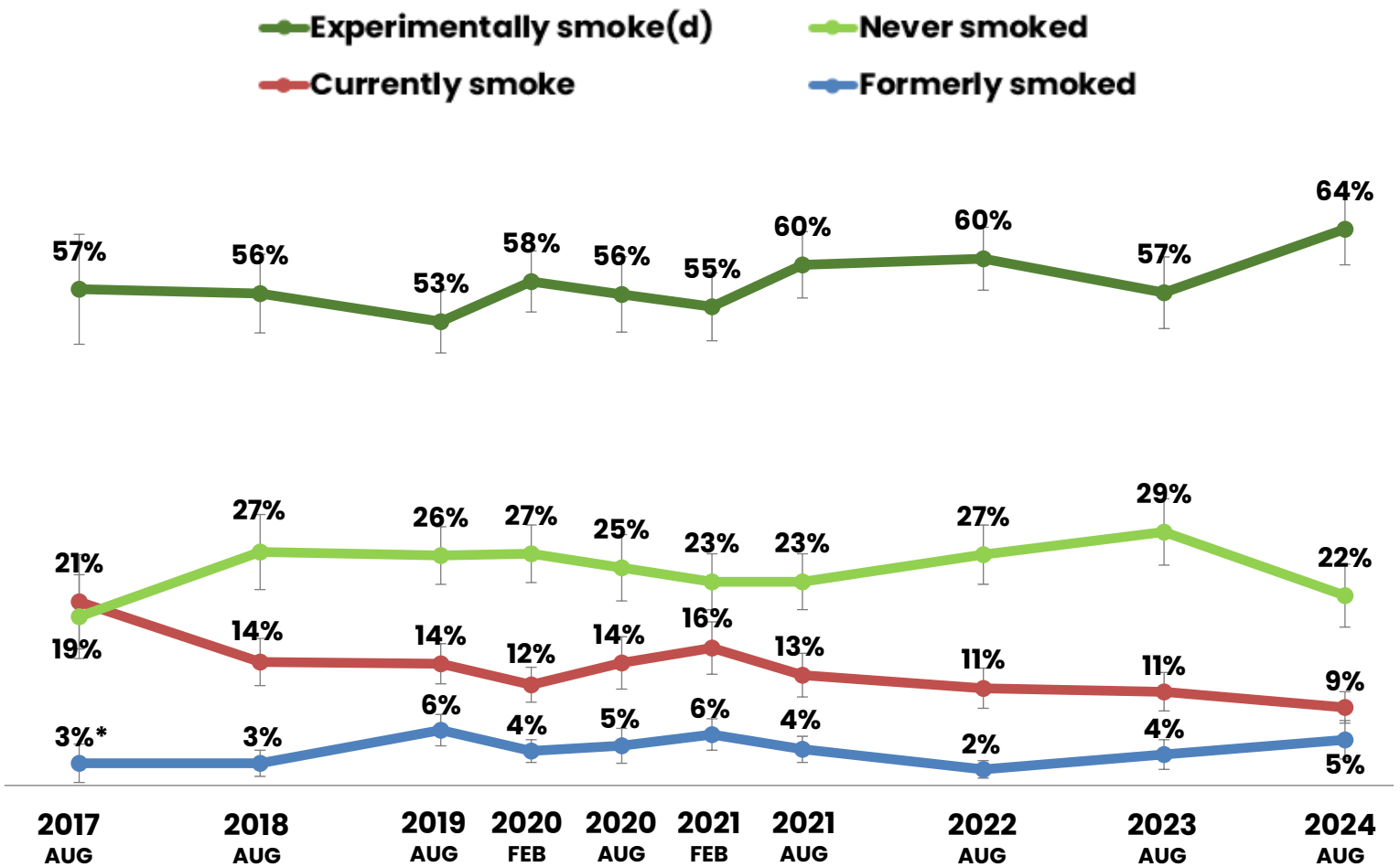
# Vaping and smoking status Canada

In Canada, between 2017 and 2024, the proportion of youth who vaped in the past 30 days who also reported currently smoking was halved. In all years, the majority of youth who vaped in the past 30 days also reported experimental smoking. Those who formerly smoked comprised a small proportion in all years.



## Smoking status among youth who vaped in the past 30 days

YOUTH AGED 16-19 WHO VAPED IN PAST 30 DAYS, 2017-2024, CANADA N=7,182



\*HIGH VARIABILITY OF ESTIMATE (CV>0.33)

**CURRENTLY SMOKE:** SMOKED 100+ CIGARETTES IN LIFETIME AND SMOKED IN PAST 30 DAYS; **FORMERLY SMOKED:** SMOKED 100+ CIGARETTES IN LIFETIME BUT DID NOT SMOKE IN PAST 30 DAYS; **NEVER SMOKED:** NEVER TRIED CIGARETTE SMOKING; **EXPERIMENTALLY SMOKE(D):** EVER TRIED CIGARETTE SMOKING BUT DID NOT SMOKE 100+ CIGARETTES IN LIFETIME; NOT CLASSIFIED SMOKING STATUS EXCLUDED FROM DENOMINATOR

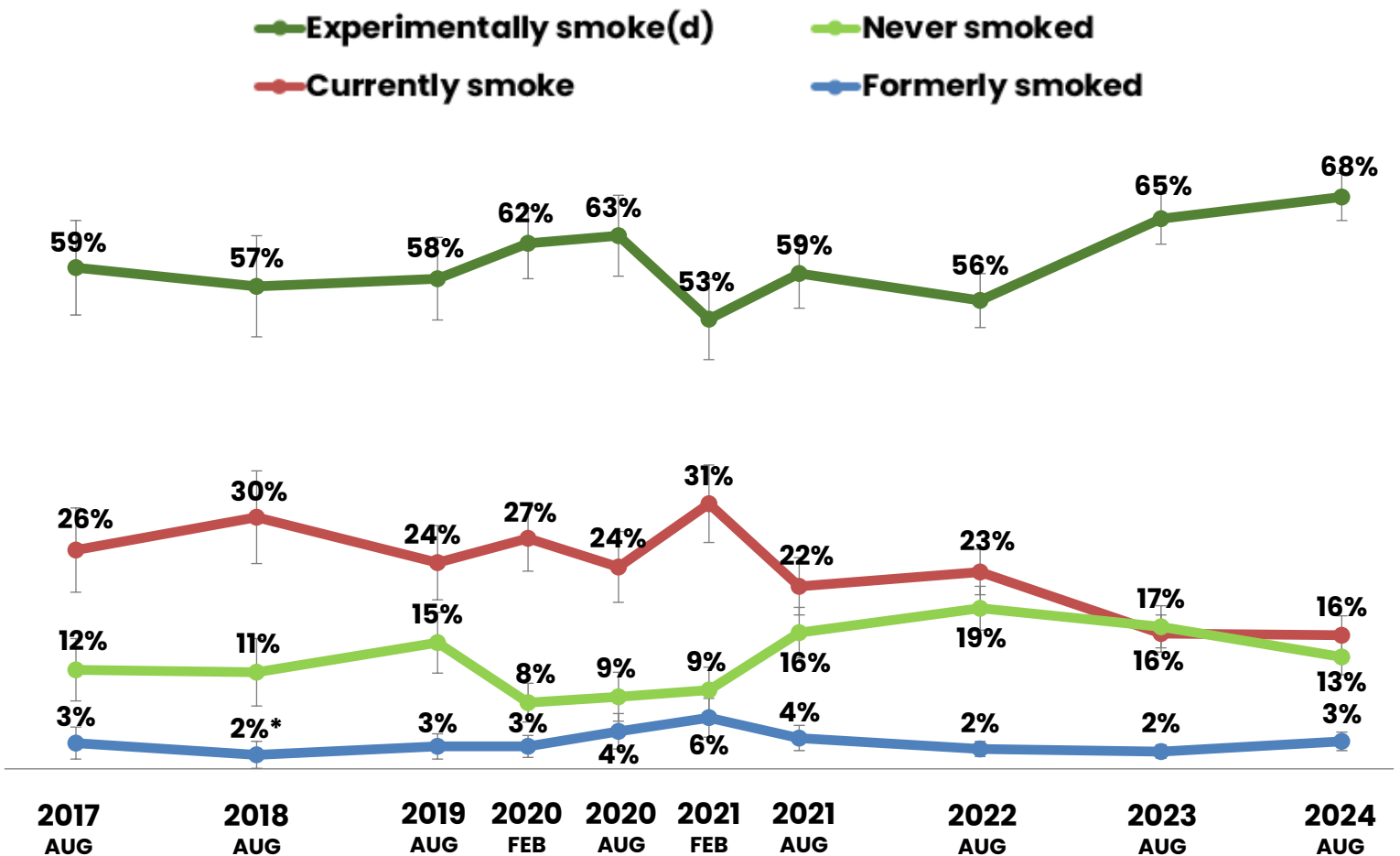
# Vaping and smoking status England

In England, between 2017 and 2024, the proportion of youth who vaped in the past 30 days who also currently smoked generally decreased. The proportion who experimentally smoked fluctuated somewhat but appeared to increase in recent years. Those who formerly smoked comprised a small proportion in all years.



## Smoking status among youth who vaped in the past 30 days

YOUTH AGED 16-19 WHO VAPED IN PAST 30 DAYS, 2017-2024, ENGLAND N=7,322



\*HIGH VARIABILITY OF ESTIMATE (CV>0.33)

**CURRENTLY SMOKE:** SMOKED 100+ CIGARETTES IN LIFETIME AND SMOKED IN PAST 30 DAYS; **FORMERLY SMOKED:** SMOKED 100+ CIGARETTES IN LIFETIME BUT DID NOT SMOKE IN PAST 30 DAYS; **NEVER SMOKED:** NEVER TRIED CIGARETTE SMOKING; **EXPERIMENTALLY SMOKE(D):** EVER TRIED CIGARETTE SMOKING BUT DID NOT SMOKE 100+ CIGARETTES IN LIFETIME; NOT CLASSIFIED SMOKING STATUS EXCLUDED FROM DENOMINATOR

# Vaping and smoking status

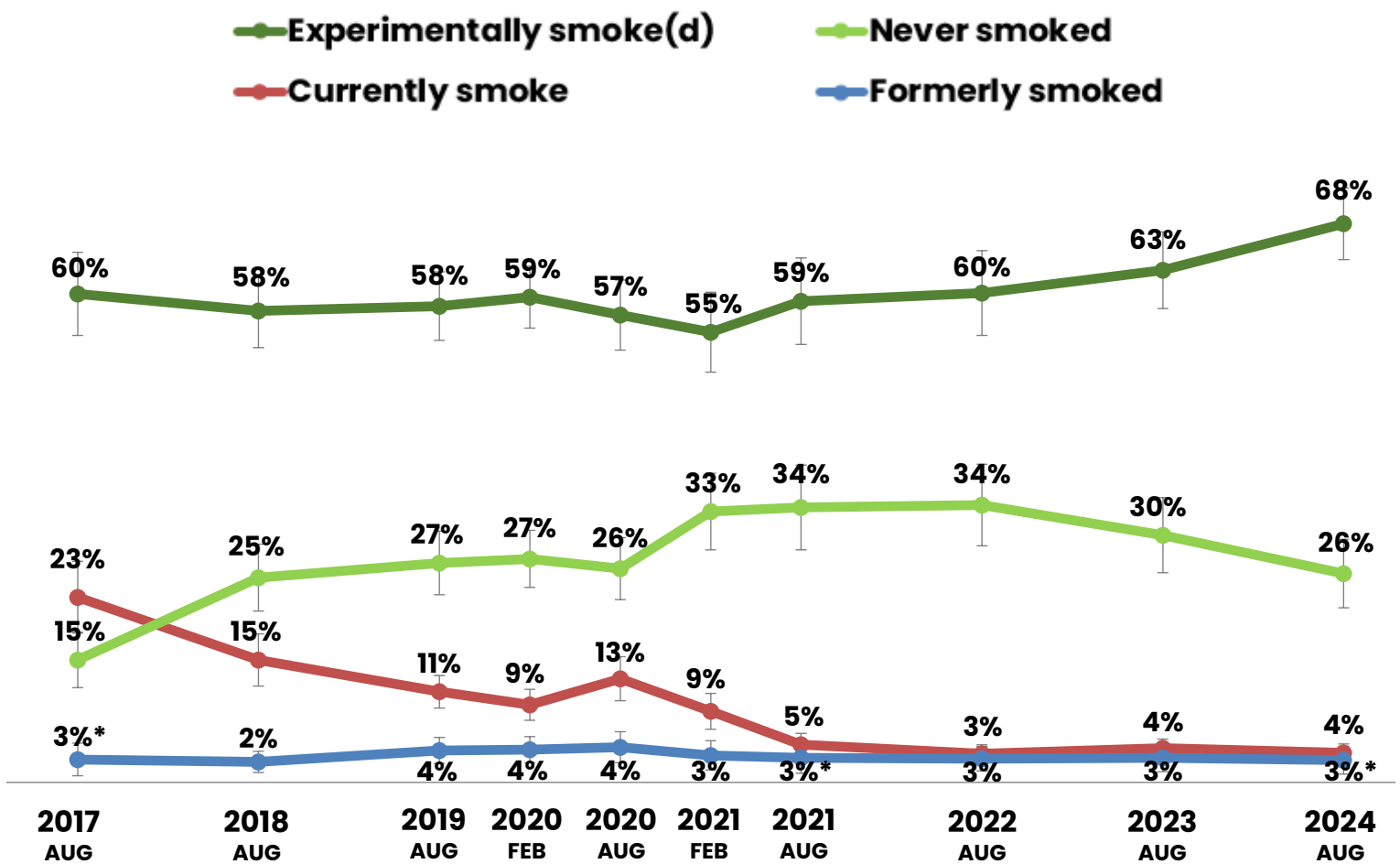
## United States

In the US, between 2017 and 2024, the proportion of youth who vaped in the past 30 days who also currently smoked decreased drastically (from 23% to 4%), while the proportion who experimentally smoked remained relatively stable before appearing to increase in recent years. The proportion who formerly smoked remained very low and stable.



### Smoking status among youth who vaped in the past 30 days

YOUTH AGED 16-19 WHO VAPED IN PAST 30 DAYS, 2017-2024, US N=7,717



\*HIGH VARIABILITY OF ESTIMATE (CV>0.33)

**CURRENTLY SMOKE:** SMOKED 100+ CIGARETTES IN LIFETIME AND SMOKED IN PAST 30 DAYS; **FORMERLY SMOKED:** SMOKED 100+ CIGARETTES IN LIFETIME BUT DID NOT SMOKE IN PAST 30 DAYS; **NEVER SMOKED:** NEVER TRIED CIGARETTE SMOKING; **EXPERIMENTALLY SMOKE(D):** EVER TRIED CIGARETTE SMOKING BUT DID NOT SMOKE 100+ CIGARETTES IN LIFETIME; NOT CLASSIFIED SMOKING STATUS EXCLUDED FROM DENOMINATOR

# Vaping and smoking status

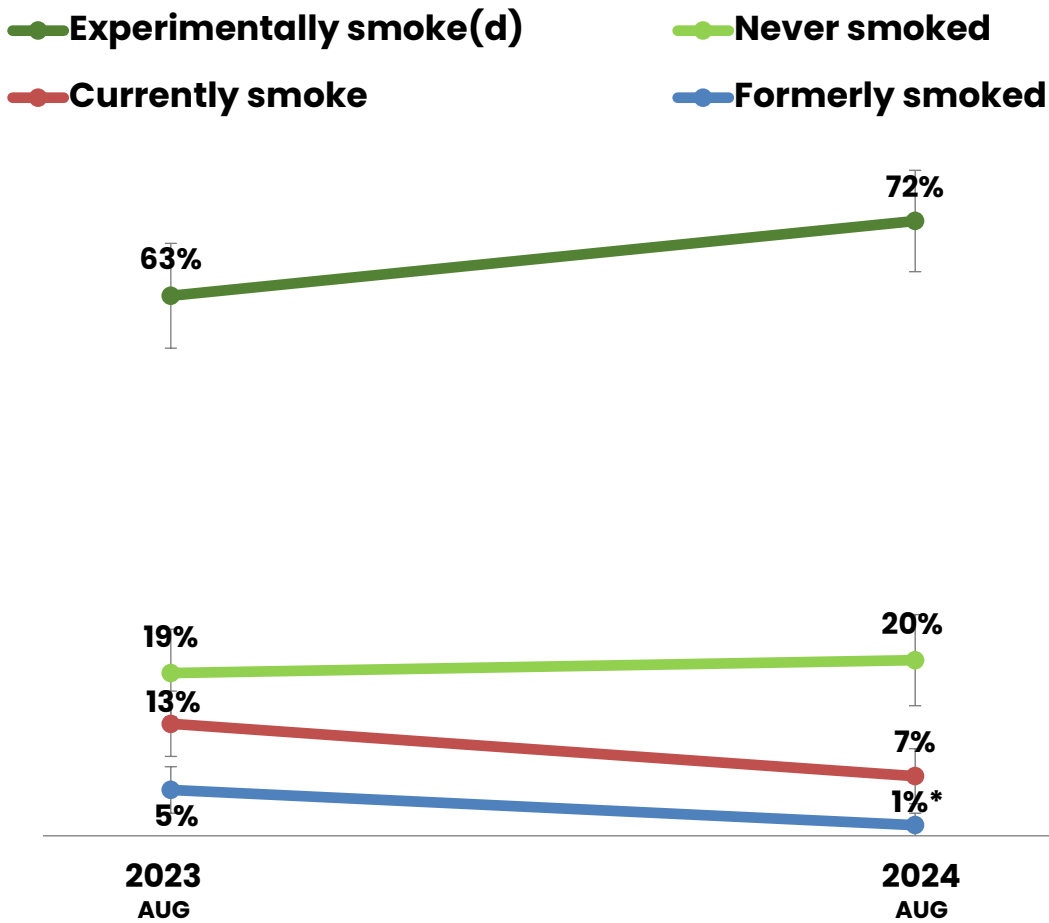
## New Zealand

In New Zealand, the proportion of youth who vaped in the past 30 days who also currently smoked appeared to decrease between 2023 and 2024, while the proportion who experimentally smoked appeared to increase. Few youth who vaped also formerly smoked.



### Smoking status among youth who vaped in the past 30 days

YOUTH AGED 16-19 WHO VAPED IN PAST 30 DAYS, 2023-2024, NZ: N=644



\*HIGH VARIABILITY OF ESTIMATE (CV>0.33)

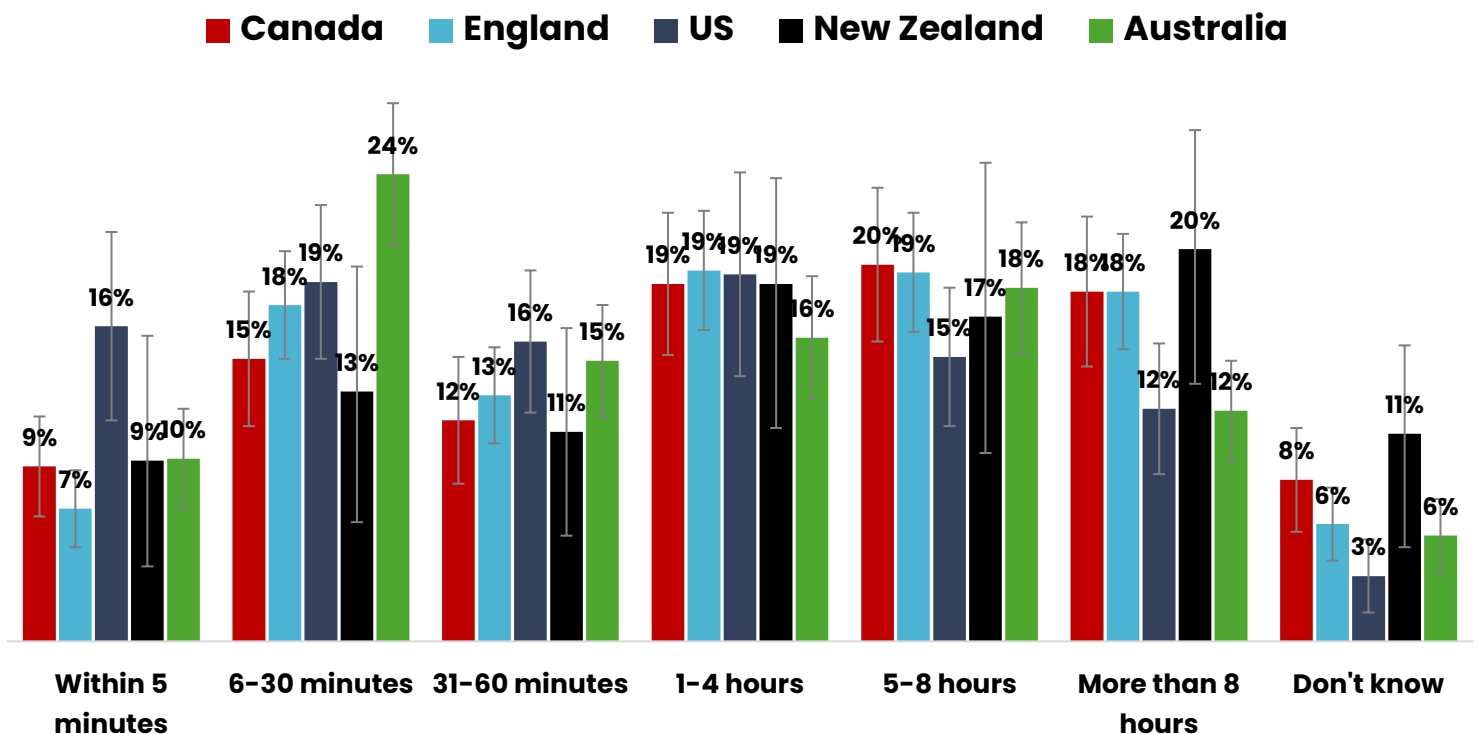
**CURRENTLY SMOKE:** SMOKED 100+ CIGARETTES IN LIFETIME AND SMOKED IN PAST 30 DAYS; **FORMERLY SMOKED:** SMOKED 100+ CIGARETTES IN LIFETIME BUT DID NOT SMOKE IN PAST 30 DAYS; **NEVER SMOKED:** NEVER TRIED CIGARETTE SMOKING; **EXPERIMENTALLY SMOKE(D):** EVER TRIED CIGARETTE SMOKING BUT DID NOT SMOKE 100+ CIGARETTES IN LIFETIME; NOT CLASSIFIED SMOKING STATUS EXCLUDED FROM DENOMINATOR

# Time to first use – Smoking

Among youth who smoked in the past 30 days, the figure below shows how soon after waking youth reported smoking their first cigarette, in 2024. Between one-third and half reported smoking within 60 minutes of waking. Generally similar patterns were observed across countries, though the precision of estimates limits comparison.

## How soon after waking do you smoke your first cigarette?

YOUTH AGED 16-19 WHO SMOKED IN PAST 30 DAYS, 2024  
 CA: N=477; EN: N=836; US: N=572; NZ: N=138; AU: N=601



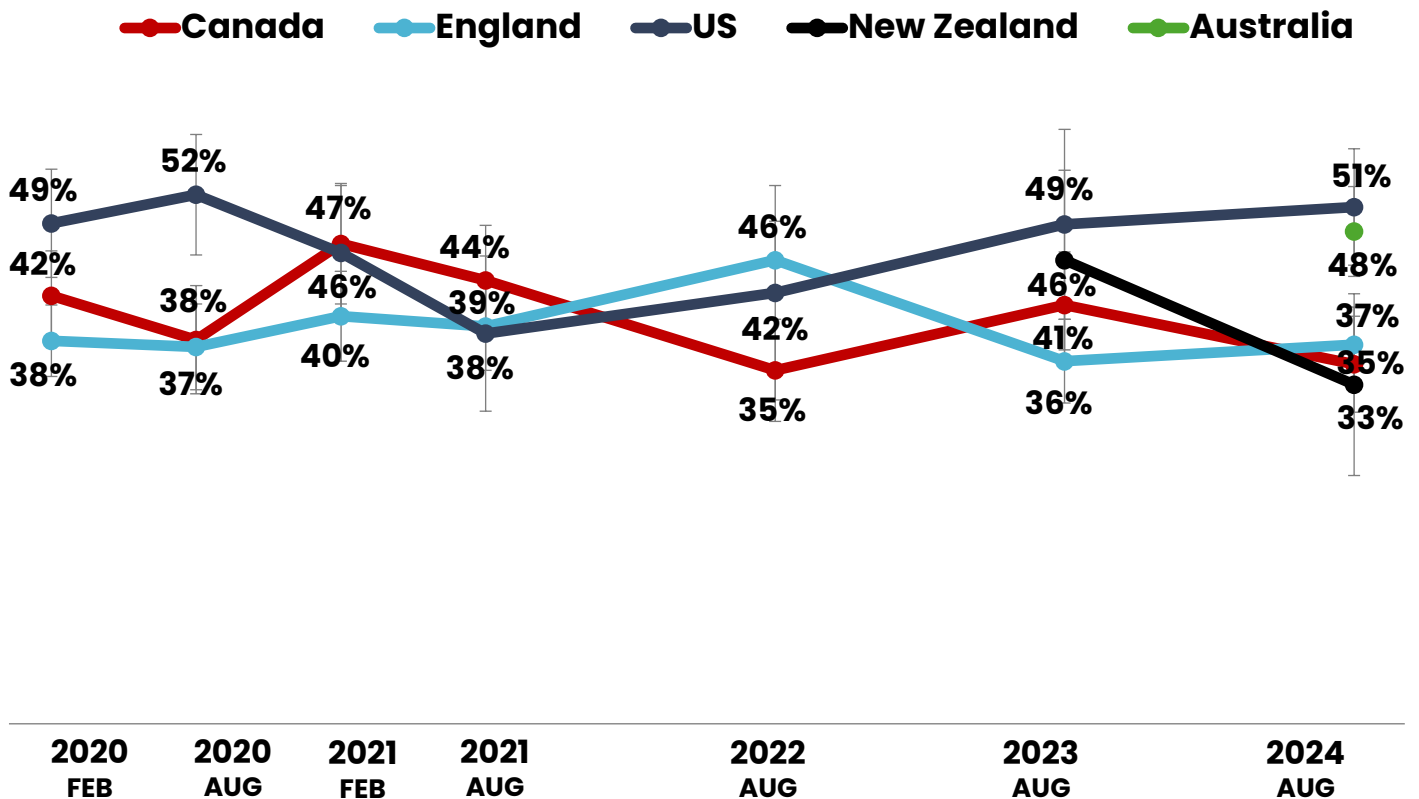
# Time to first use - Smoking

Between early 2020 and 2024, among youth who smoked in the past 30 days, the proportion who reported smoking their first cigarette within 60 minutes of waking varied somewhat by survey wave, but showed little net change over this time in any of the countries (where data was available).

## Percentage who smoke within 60 minutes after waking

YOUTH AGED 16-19 WHO SMOKED IN PAST 30 DAYS, 2020-2024

CA: N=2,989; EN: N=5,435; US: N=3,152; NZ: N=302; AU: N=601



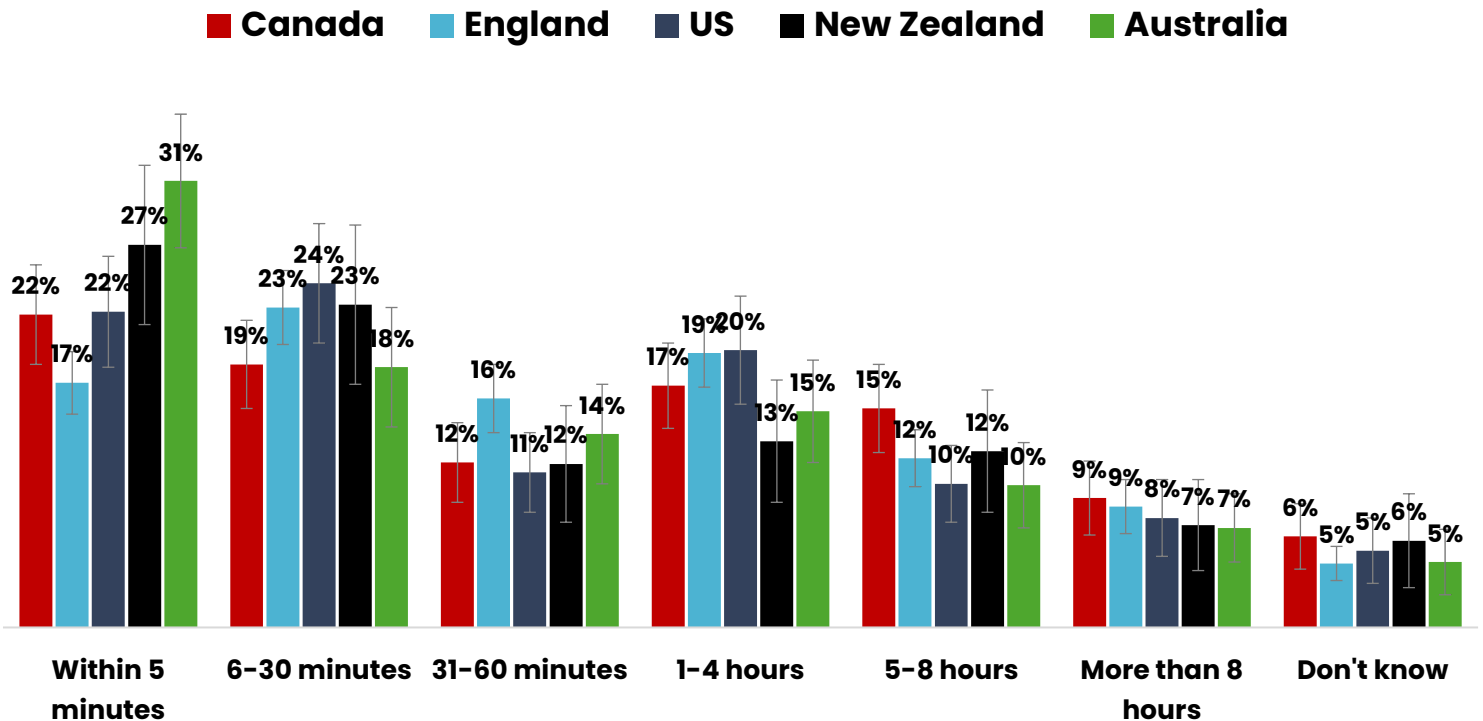
"HOW SOON AFTER WAKING DO YOU SMOKE YOUR FIRST CIGARETTE?", AMONG YOUTH AGED 16-19 WHO SMOKED IN PAST 30 DAYS, % WHO SELECTED AN OPTION WITHIN 60 MINUTES; REFUSED EXCLUDED FROM DENOMINATOR

# Time to first use - Vaping

Among youth who vaped in the past 30 days, the figure below shows how soon after waking youth reported first vaping, in 2024. In most countries, vaping within 5 minutes or 6–30 minutes after waking were the most common responses. Approximately 40–50% reported vaping within 30 minutes of waking.

## How soon after waking do you first use an e-cigarette/vape?

YOUTH AGED 16-19 WHO VAPED IN PAST 30 DAYS, 2024  
 CA: N=733; EN: N=1,279; US: N=868; NZ: N=296; AU: N=610



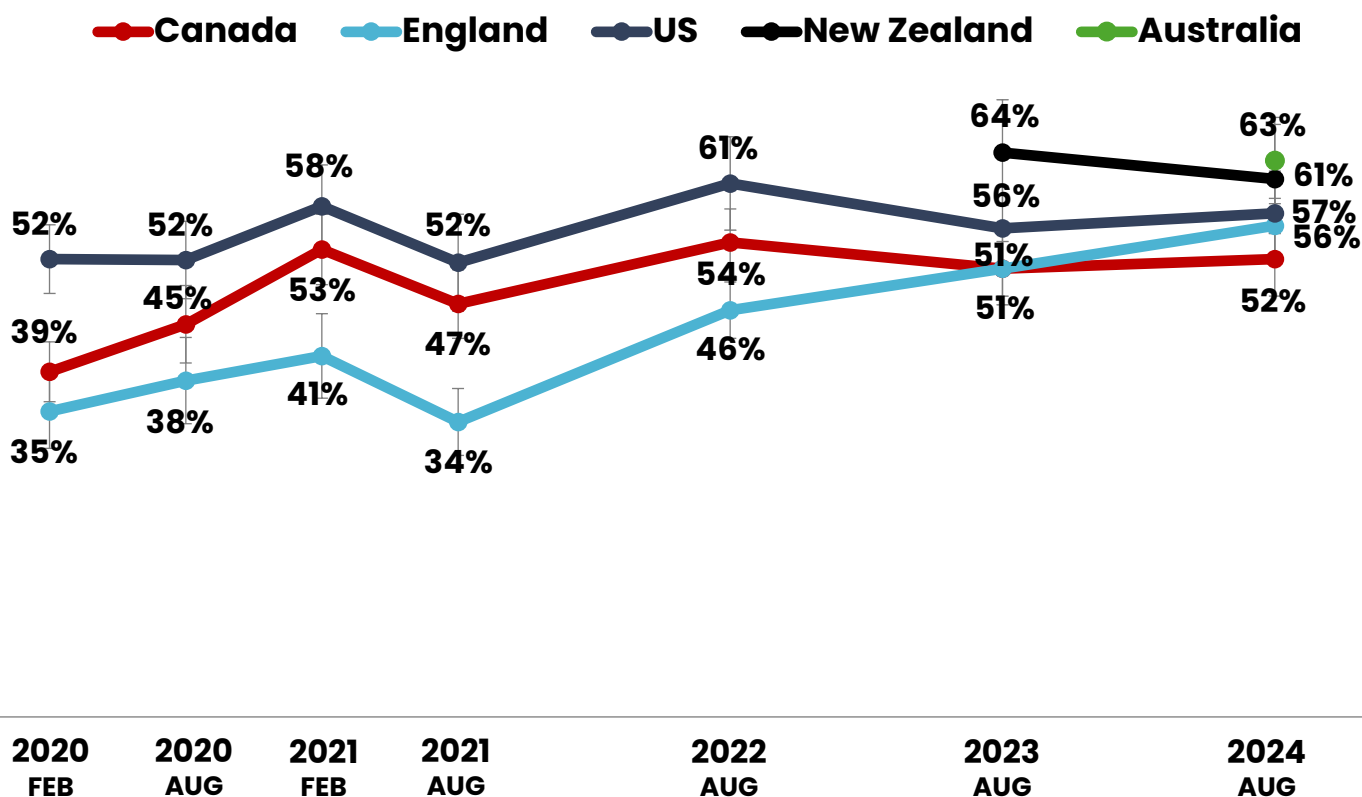
# Time to first use - Vaping

Among youth who vaped in the past 30 days, the proportion who reported first vaping within 60 minutes of waking was over half in all countries by 2024. While this proportion appeared to generally increase over time since 2020 in countries with available data, there was some variation, with a notable increase in England and little net change in the US.

## Percentage who vape within 60 minutes after waking

YOUTH AGED 16-19 WHO VAPED IN PAST 30 DAYS, 2020-2024

CA: N=5,375; EN: N=6,179; US: N=5,964; NZ: N=634; AU: N=610

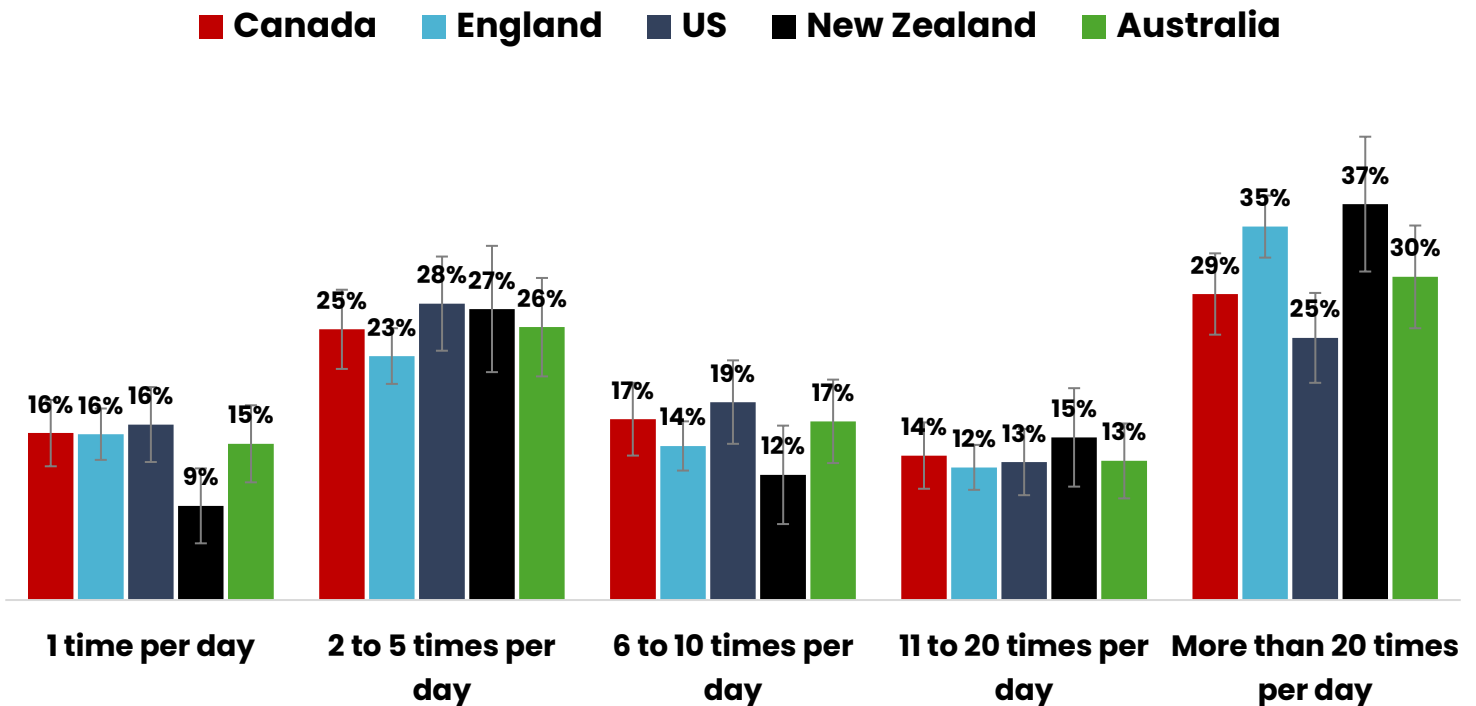


# Times used per day - Vaping

The figure below shows the number of times vaping per day reported by youth who vaped in the past 30 days, in 2024. Most reported vaping more than once on the days that they vaped. Approximately one-third reported vaping more than 20 times per day, slightly higher in New Zealand and lower in the US.

## Times vaped per day

YOUTH AGED 16-19 WHO VAPED IN PAST 30 DAYS, 2024  
 CA: N=714; EN: N=1,245; US: N=850; NZ: N=287; AU: N=600



"IN THE PAST 30 DAYS, ON THE DAYS YOU USED AN E-CIGARETTE/VAPED, HOW MANY TIMES DID YOU USE IT EACH DAY?", AMONG YOUTH WHO VAPED IN THE PAST 30 DAYS; REFUSED EXCLUDED FROM DENOMINATOR

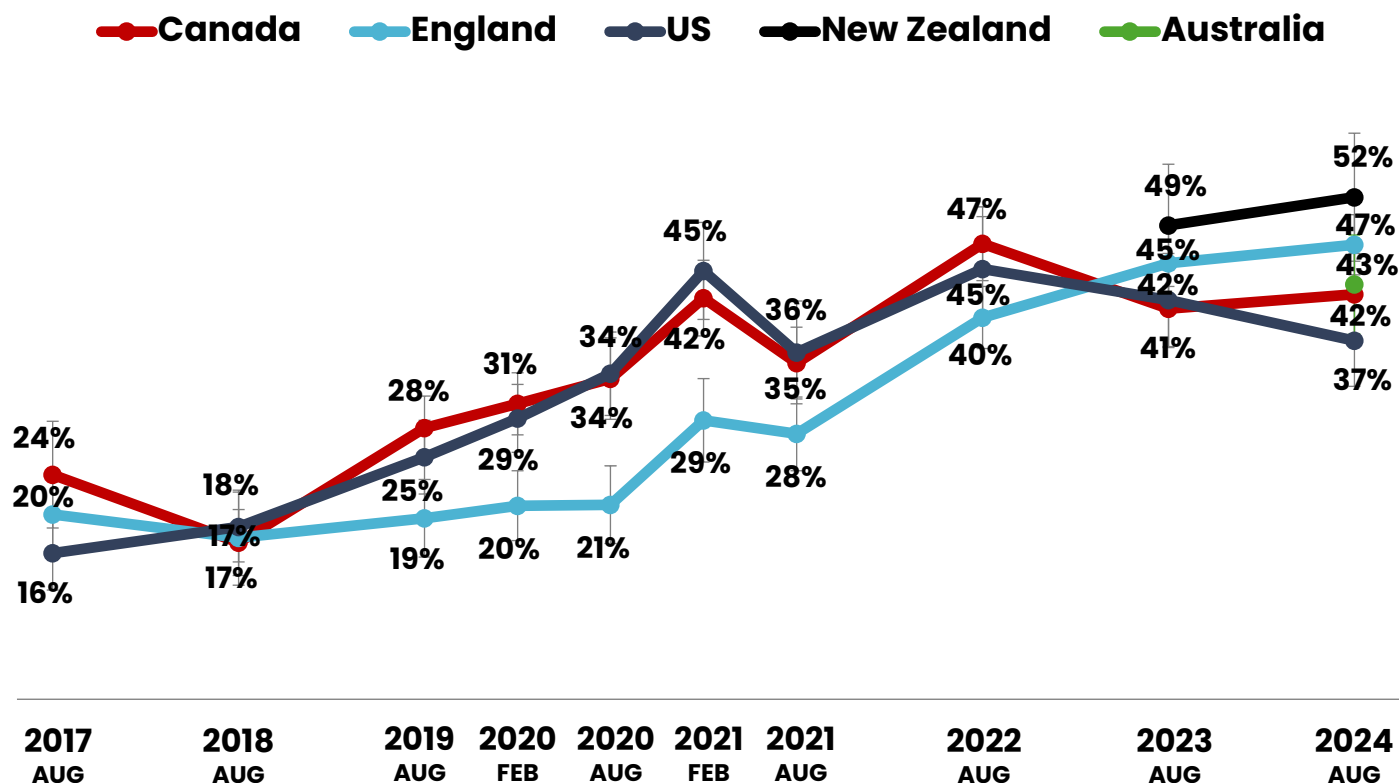
# Times used per day - Vaping

Between 2017 and 2024, among youth who vaped in the past 30 days, the proportion who reported vaping more than 10 times per day increased drastically in each of the three countries with available data. In Canada and the US, the largest increase appears to have occurred between 2018 and early 2021, while in England the largest increase appears to have occurred between 2020 and 2022. Around half of youth who vaped in New Zealand reported vaping more than 10 times per day in 2023 and 2024. Australia's estimate in 2024 was similar to other countries.

## Percentage who vape more than 10 times per day

YOUTH AGED 16-19 WHO VAPED IN PAST 30 DAYS, 2017-2024

CA: N=6,973; EN: N=7,126; US: N=7,731; NZ: N=619; AU: N=600



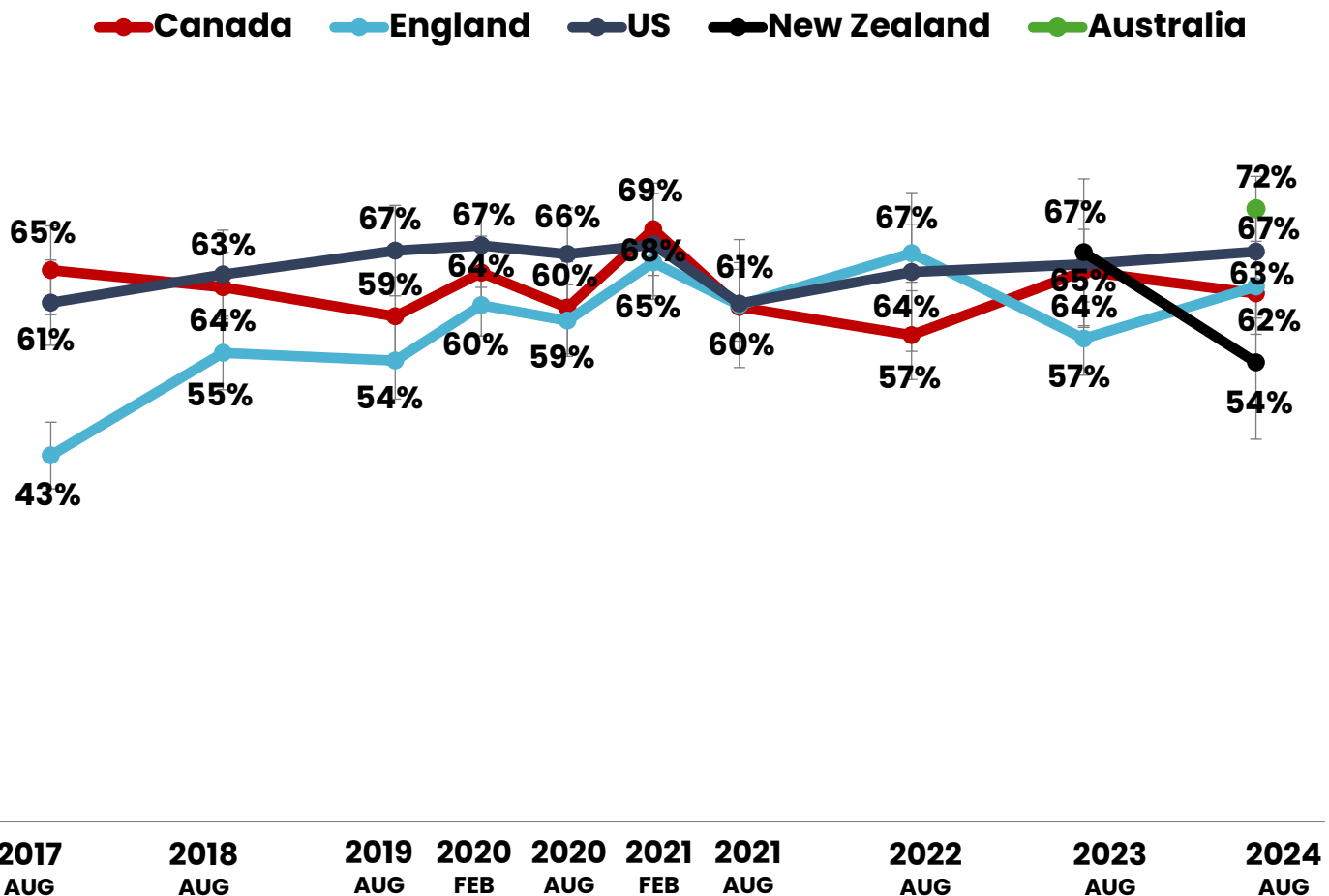
"IN THE PAST 30 DAYS, ON THE DAYS YOU USED AN E-CIGARETTE/VAPED, HOW MANY TIMES DID YOU USE IT EACH DAY?", AMONG YOUTH WHO VAPED IN THE PAST 30 DAYS, % WHO SELECTED AN OPTION MORE THAN 10 TIMES PER DAY; REFUSED EXCLUDED FROM DENOMINATOR

# Perceived addiction to smoking

In nearly every wave, among youth who smoked in the past 30 days, the majority in all countries reported that they were 'a little' or 'very' addicted to cigarettes. Between 2017 and 2024, this proportion appears to have increased in England, but showed little net change among youth in Canada and the US despite some year-to-year variation.

## Percentage reporting they were 'a little' or 'very' addicted to cigarettes

YOUTH AGED 16-19 WHO SMOKED IN PAST 30 DAYS, 2017-2024  
 CA: N=4,610; EN: N=7,416; US: N=4,665; NZ: N=313; AU: N=615



"DO YOU CONSIDER YOURSELF ADDICTED TO CIGARETTES?", AMONG YOUTH WHO SMOKED IN THE PAST 30 DAYS, % WHO RESPONDED "YES, A LITTLE ADDICTED" OR "YES, VERY ADDICTED"; REFUSED EXCLUDED FROM DENOMINATOR

# Perceived addiction to smoking

## Canada

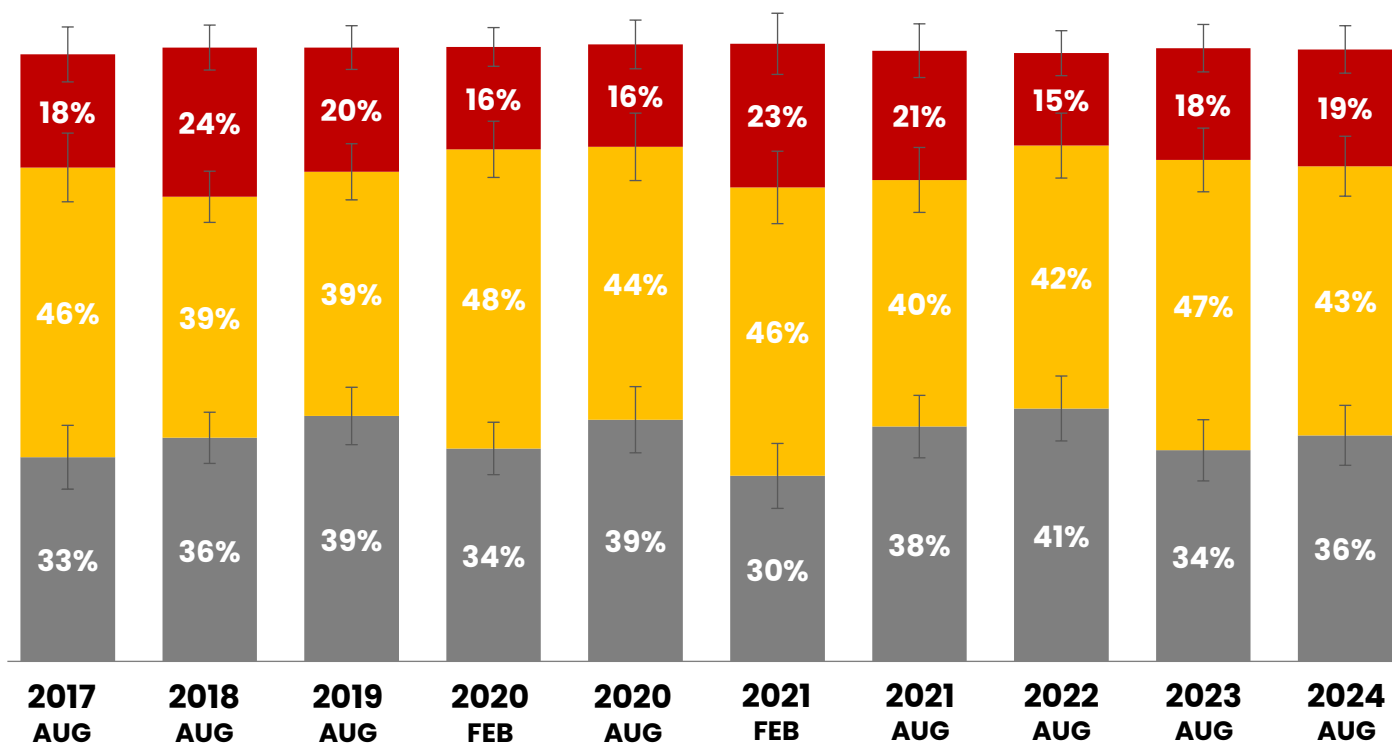
In Canada, while proportions varied across years, the majority of youth who smoked reported being addicted ('a little' or 'very') to cigarettes. No clear pattern was observed over time.



### Do you consider yourself addicted to cigarettes?

YOUTH AGED 16-19 WHO SMOKED IN PAST 30 DAYS, 2017-2024, CANADA N=4,673

■ Not at all    ■ Yes, a little addicted    ■ Yes, very addicted



"DO YOU CONSIDER YOURSELF ADDICTED TO CIGARETTES?", AMONG YOUTH WHO SMOKED IN THE PAST 30 DAYS; 'DON'T KNOW' NOT SHOWN ON FIGURE, REFUSED EXCLUDED FROM DENOMINATOR

# Perceived addiction to smoking England

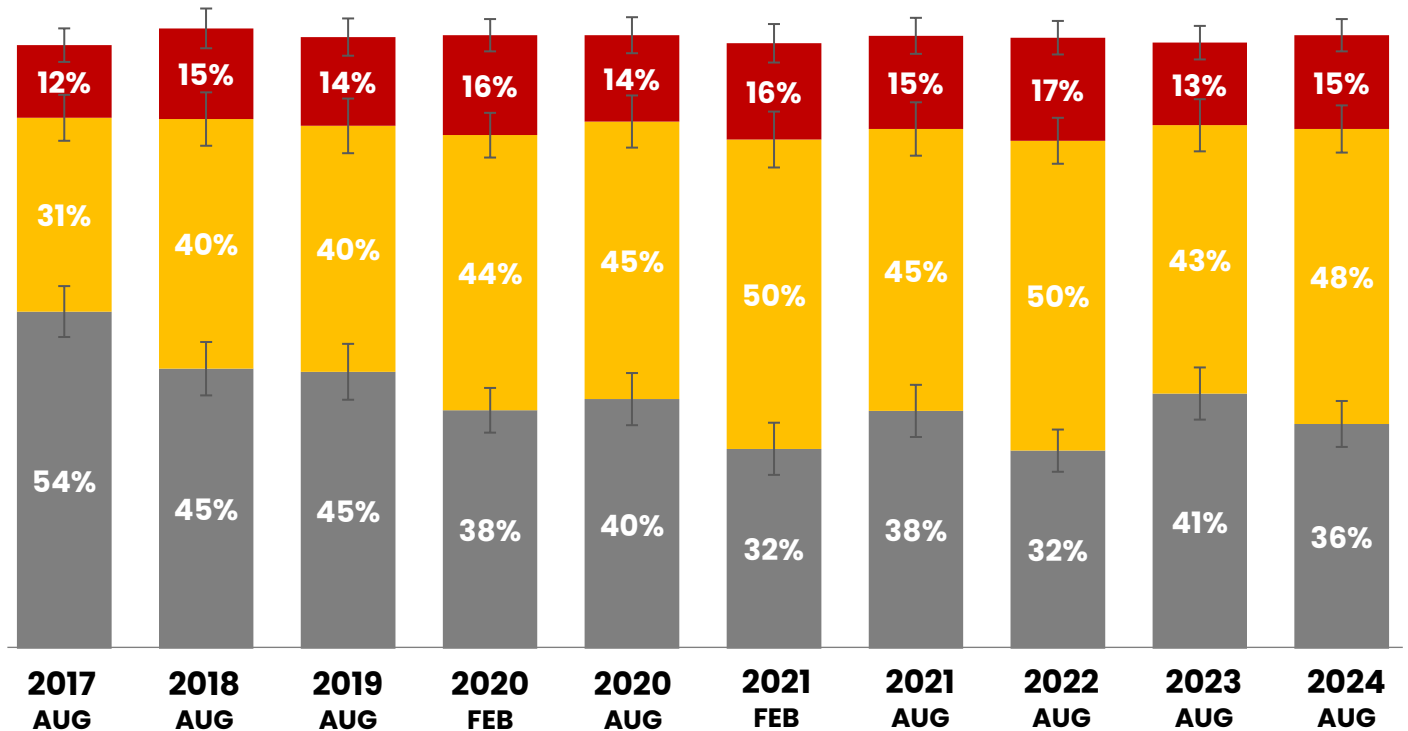
In England, the proportion of youth who smoked that reported being addicted ('a little' or 'very') to cigarettes generally increased over time, from less than half in 2017, up to more than 60% in some recent survey waves.



## Do you consider yourself addicted to cigarettes?

YOUTH AGED 16-19 WHO SMOKED IN PAST 30 DAYS, 2017-2024, ENGLAND N=7,416

■ Not at all    ■ Yes, a little addicted    ■ Yes, very addicted



"DO YOU CONSIDER YOURSELF ADDICTED TO CIGARETTES?", AMONG YOUTH WHO SMOKED IN THE PAST 30 DAYS; 'DON'T KNOW' NOT SHOWN ON FIGURE, REFUSED EXCLUDED FROM DENOMINATOR

# Perceived addiction to smoking

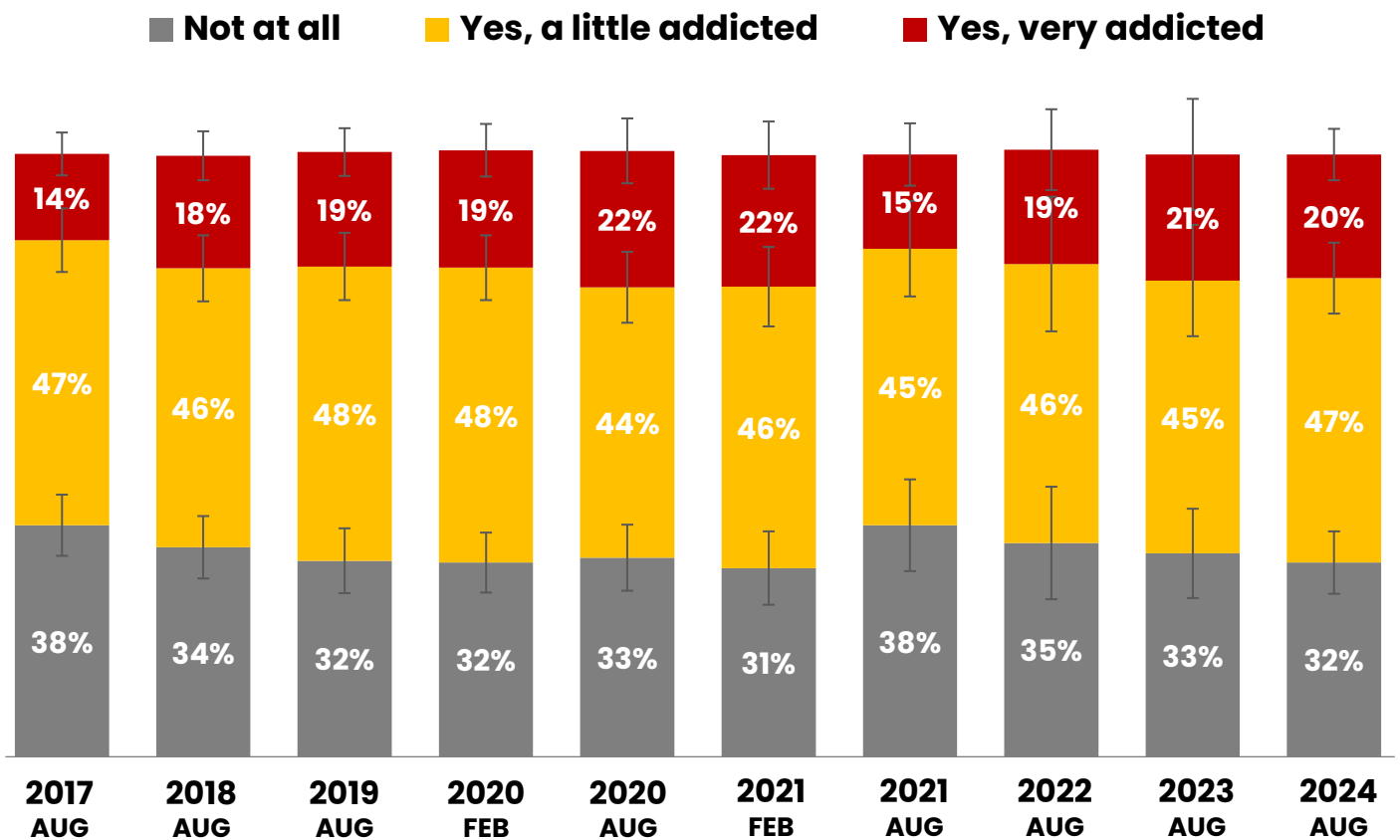
## United States

In the US, approximately two-thirds of youth who smoked reported being addicted ('a little' or 'very') to cigarettes. This proportion was fairly stable across years, with minor fluctuation.



### Do you consider yourself addicted to cigarettes?

YOUTH AGED 16-19 WHO SMOKED IN PAST 30 DAYS, 2017-2024, US N=4,665



"DO YOU CONSIDER YOURSELF ADDICTED TO CIGARETTES?", AMONG YOUTH WHO SMOKED IN THE PAST 30 DAYS; 'DON'T KNOW' NOT SHOWN ON FIGURE, REFUSED EXCLUDED FROM DENOMINATOR

# Perceived addiction to smoking

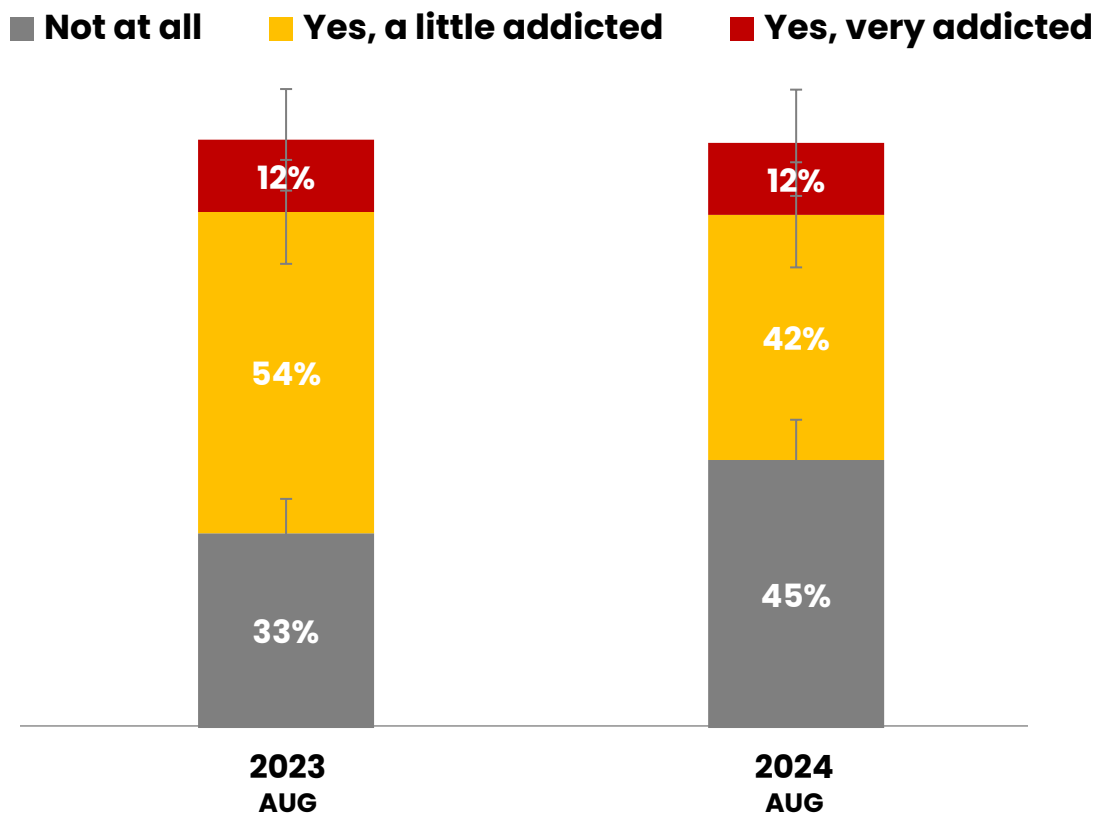
## New Zealand

In 2024, over half of youth who smoked in New Zealand reported being addicted to cigarettes, either 'a little' or 'very', compared to approximately two-thirds in 2023.



### Do you consider yourself addicted to cigarettes?

YOUTH AGED 16-19 WHO SMOKED IN PAST 30 DAYS, 2023-2024, NZ, N=313



# Perceived addiction to smoking Australia

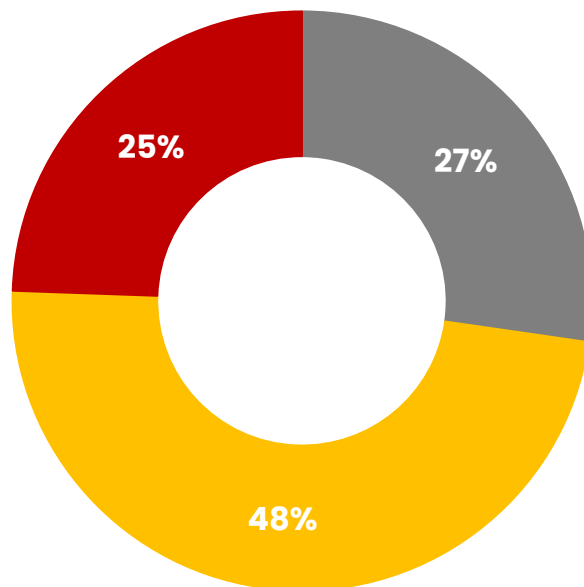
In 2024, nearly three-quarters of youth who smoked in Australia reported being addicted to cigarettes, either 'a little' or 'very'.



## Do you consider yourself addicted to cigarettes?

YOUTH AGED 16-19 WHO SMOKED IN PAST 30 DAYS, 2024, AUSTRALIA, N=615

■ Not at all   ■ Yes, a little addicted   ■ Yes, very addicted



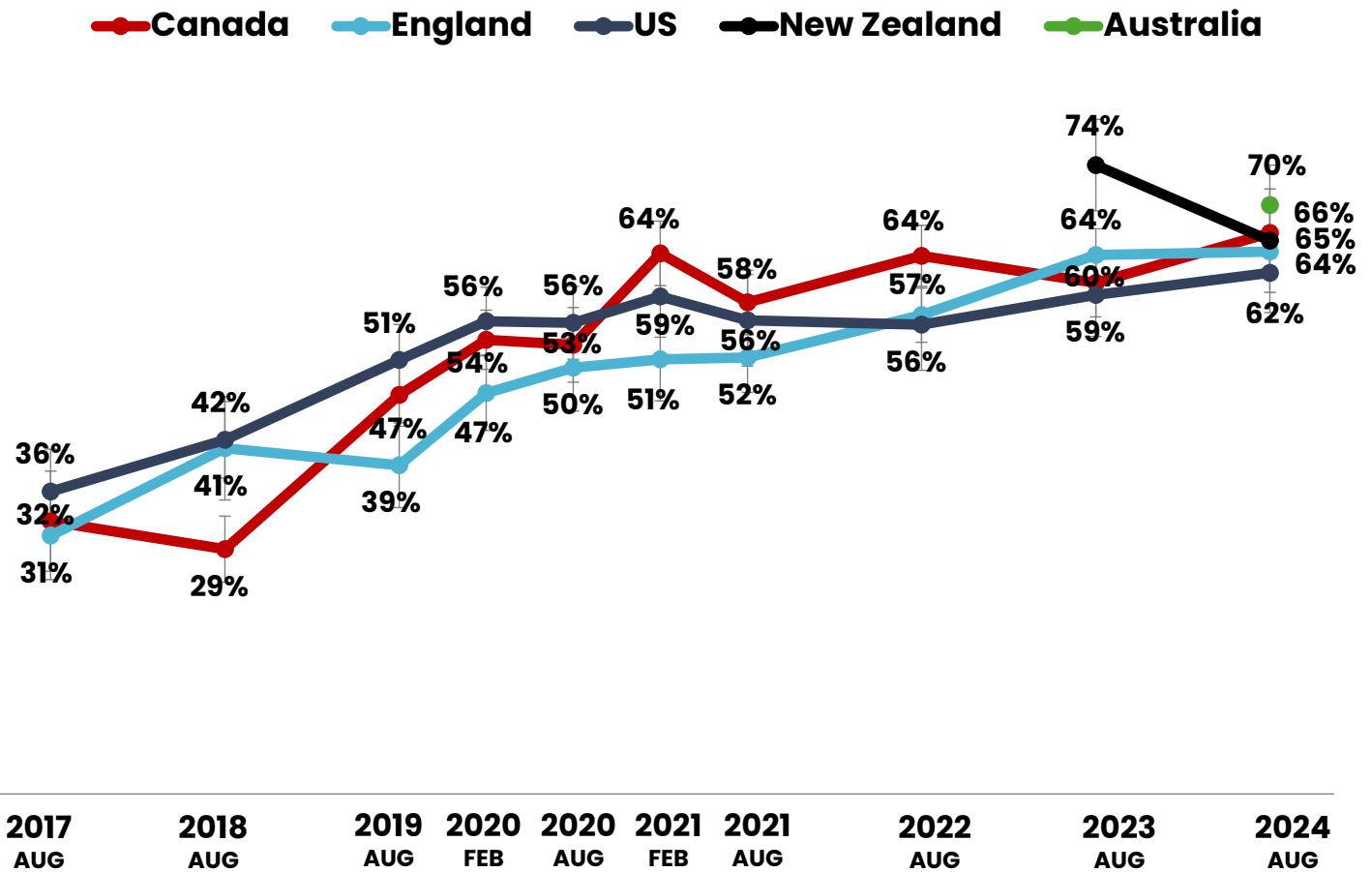
2024  
AUG

# Perceived addiction to vaping

Between 2017 and 2024, the proportion of youth who vaped that reported being 'a little' or 'very' addicted to vaping increased substantially in all three countries, from approximately one-third in 2017 to a majority in 2020 and onward. Approximately two-thirds of youth who vaped in New Zealand and Australia reported being addicted, in 2024.

## Percentage reporting they were 'a little' or 'very' addicted to vaping

YOUTH AGED 16-19 WHO VAPED IN PAST 30 DAYS, 2017-2024  
 CA: N=7,182; EN: N=7,538; US: N=7,967; NZ: N=647; AU: N=609



"DO YOU CONSIDER YOURSELF ADDICTED TO USING E-CIGARETTES/VAPING?", AMONG YOUTH WHO VAPED IN THE PAST 30 DAYS, % WHO RESPONDED "YES, A LITTLE ADDICTED" OR "YES, VERY ADDICTED"; REFUSED EXCLUDED FROM DENOMINATOR

# Perceived addiction to vaping

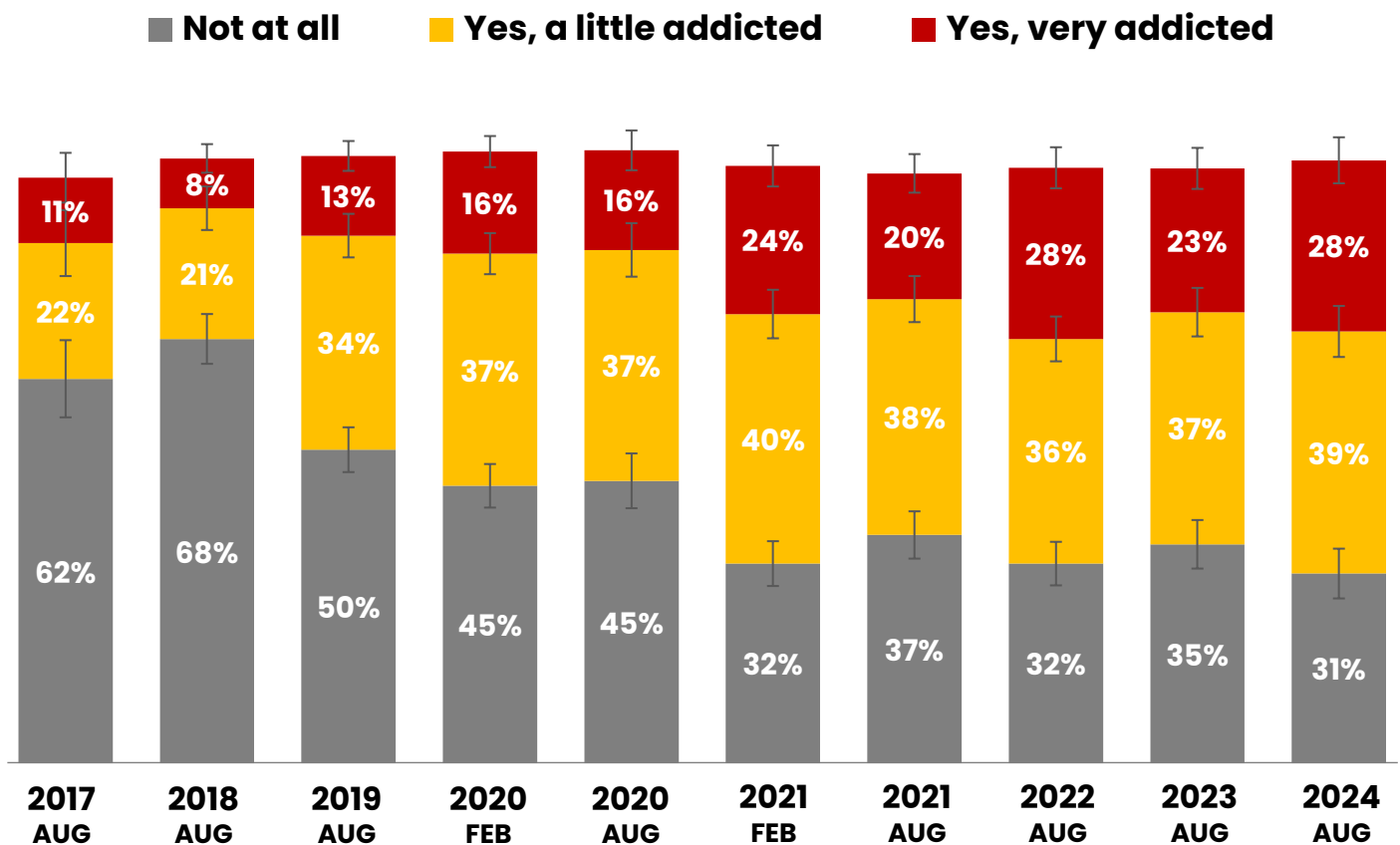
## Canada

In Canada, the proportion of youth who vaped that reported being addicted ('a little' or 'very') to vaping increased greatly over time: in 2017, fewer than one-third said they were addicted, whereas since 2021 a similar proportion said they were NOT addicted. In 2024, more than one-quarter reported being 'very addicted' to vaping.



### Do you consider yourself addicted to e-cigarettes/vaping?

YOUTH AGED 16-19 WHO VAPED IN PAST 30 DAYS, 2017-2024, CANADA, N=7,180



"DO YOU CONSIDER YOURSELF ADDICTED TO USING E-CIGARETTES/VAPING?", AMONG YOUTH WHO VAPED IN THE PAST 30 DAYS; 'DON'T KNOW' NOT SHOWN ON FIGURE, REFUSED EXCLUDED FROM DENOMINATOR

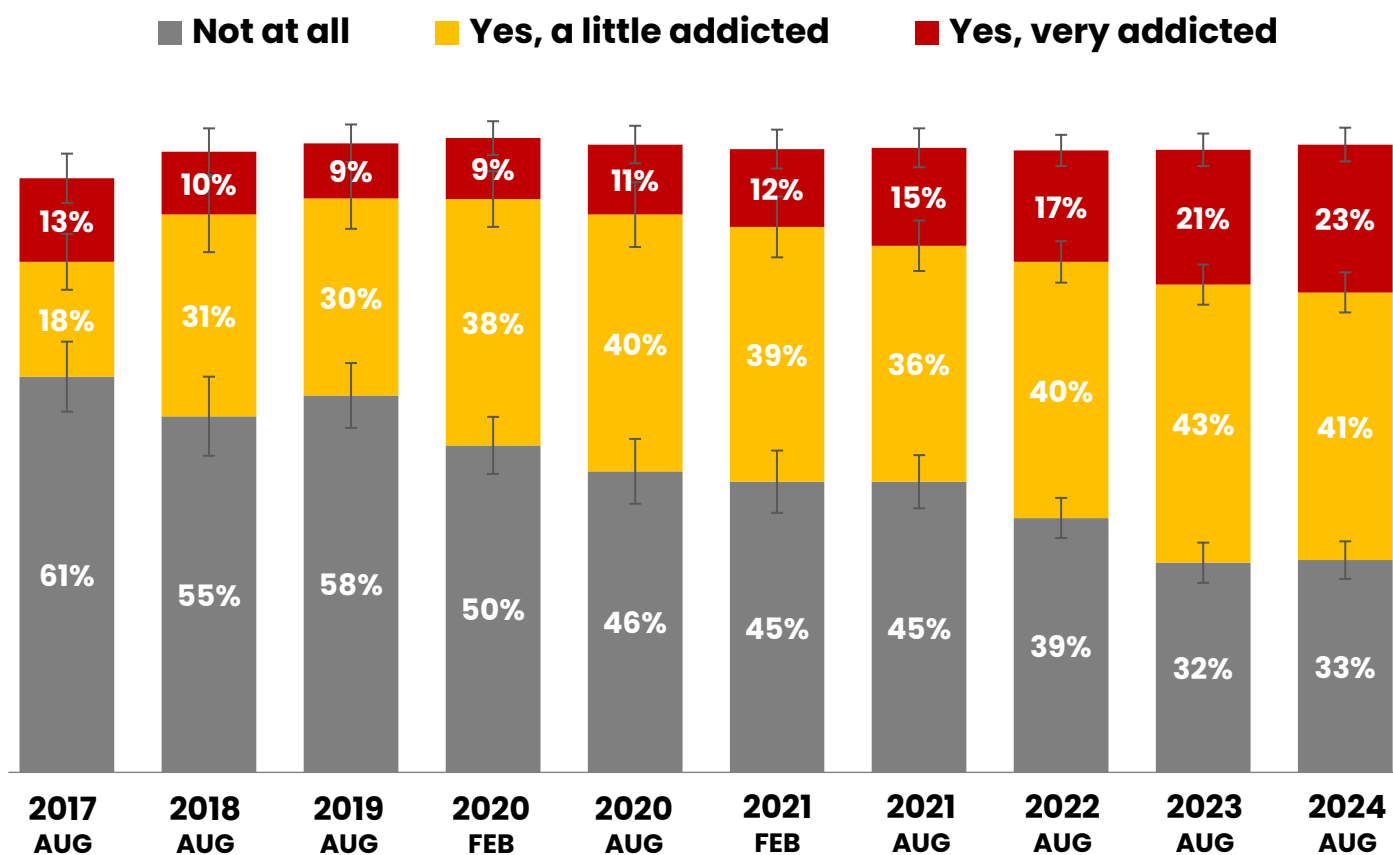
# Perceived addiction to vaping England

In England, a similar pattern was observed. In 2017, three in ten youth who vaped reported being addicted ('a little' or 'very') to vaping, while a similar proportion said they were NOT addicted in 2024. The proportion who reported being 'very addicted' to vaping appears to have increased substantially in recent years.



## Do you consider yourself addicted to e-cigarettes/vaping?

YOUTH AGED 16-19 WHO VAPED IN PAST 30 DAYS, 2017-2024, ENGLAND, N=7,351



"DO YOU CONSIDER YOURSELF ADDICTED TO USING E-CIGARETTES/VAPING?", AMONG YOUTH WHO VAPED IN THE PAST 30 DAYS; 'DON'T KNOW' NOT SHOWN ON FIGURE, REFUSED EXCLUDED FROM DENOMINATOR

# Perceived addiction to vaping

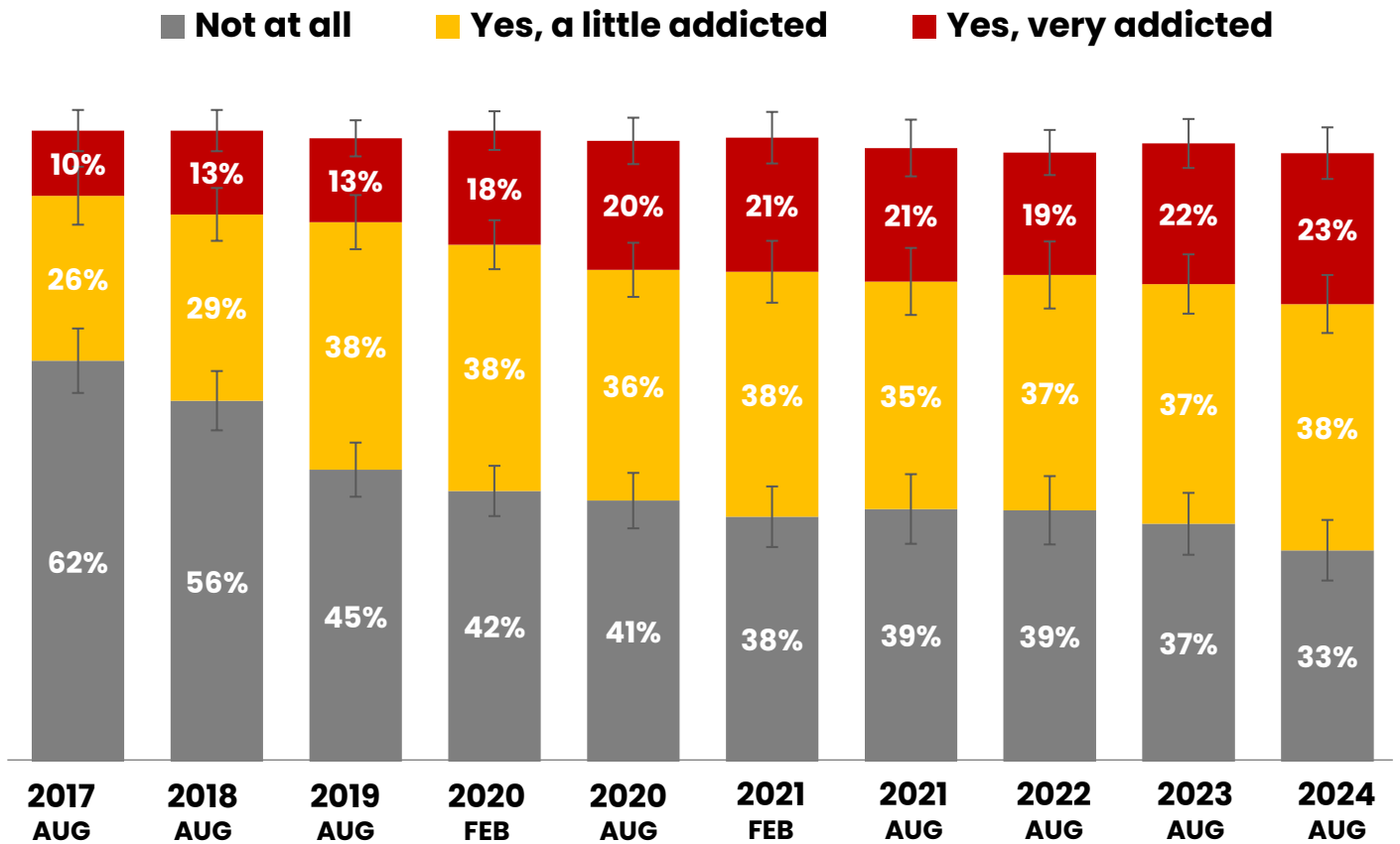
## United States

In the US, the proportion of youth who vaped that reported being addicted ('a little' or 'very') to vaping increased between 2017 and 2020, but has remained fairly stable since then. The proportion who reported being 'very addicted' to vaping doubled from one in ten in 2017 to around one in five since 2020.



### Do you consider yourself addicted to e-cigarettes/vaping?

YOUTH AGED 16-19 WHO VAPED IN PAST 30 DAYS, 2017-2024, US, N=7,961



"DO YOU CONSIDER YOURSELF ADDICTED TO USING E-CIGARETTES/VAPING?", AMONG YOUTH WHO VAPED IN THE PAST 30 DAYS; 'DON'T KNOW' NOT SHOWN ON FIGURE, REFUSED EXCLUDED FROM DENOMINATOR

# Perceived addiction to vaping

## New Zealand

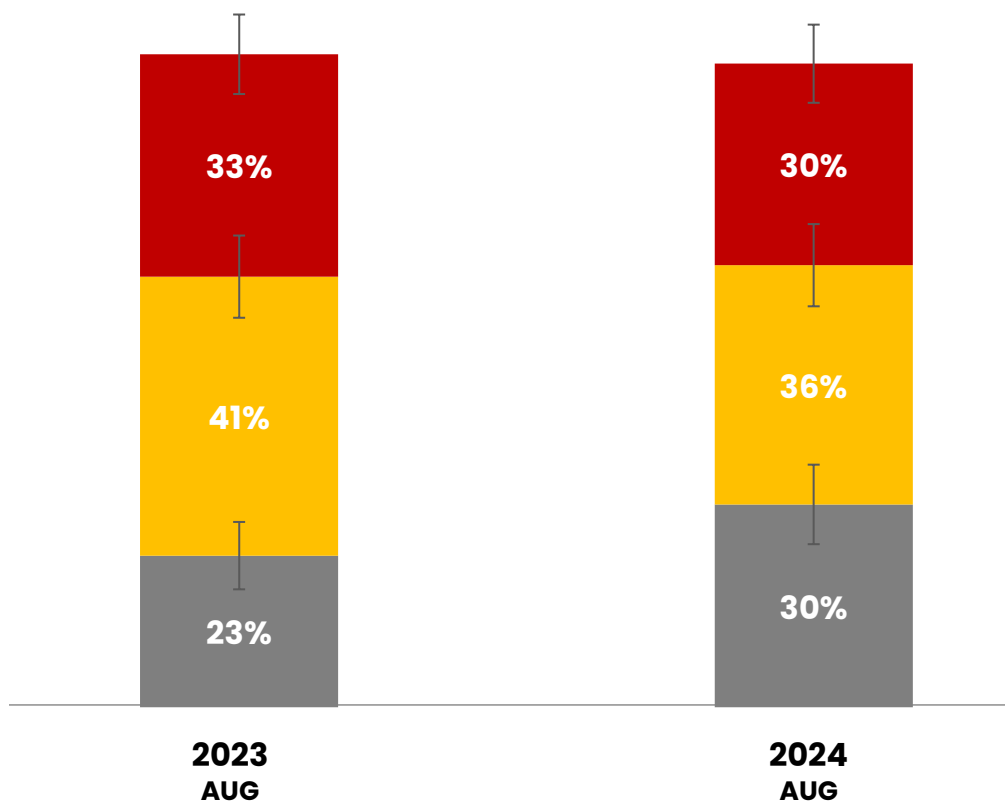
In 2024, two-thirds of youth who vaped in New Zealand reported being addicted to vaping, including nearly one-third who reported being 'very addicted'; in 2023, approximately three-quarters reported being addicted to vaping.



### Do you consider yourself addicted to e-cigarettes/vaping?

YOUTH AGED 16-19 WHO VAPED IN PAST 30 DAYS, 2023-2024, NZ, N=646

■ Not at all    ■ Yes, a little addicted    ■ Yes, very addicted



"DO YOU CONSIDER YOURSELF ADDICTED TO USING E-CIGARETTES/VAPING?", AMONG YOUTH WHO VAPED IN THE PAST 30 DAYS; 'DON'T KNOW' NOT SHOWN ON FIGURE, REFUSED EXCLUDED FROM DENOMINATOR

# Perceived addiction to vaping Australia

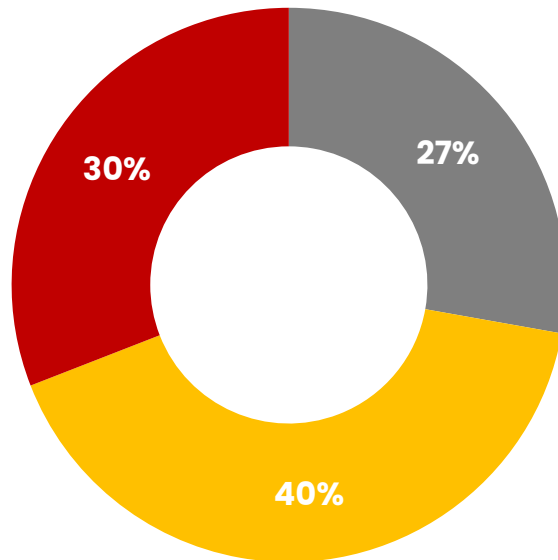
In 2024, seven out of ten youth who vaped in Australia reported being addicted to vaping, either 'a little' or 'very'.



## Do you consider yourself addicted to e-cigarettes/vaping?

YOUTH AGED 16-19 WHO VAPED IN PAST 30 DAYS, 2024, AUSTRALIA, N=609

■ Not at all   ■ Yes, a little addicted   ■ Yes, very addicted



2024  
AUG

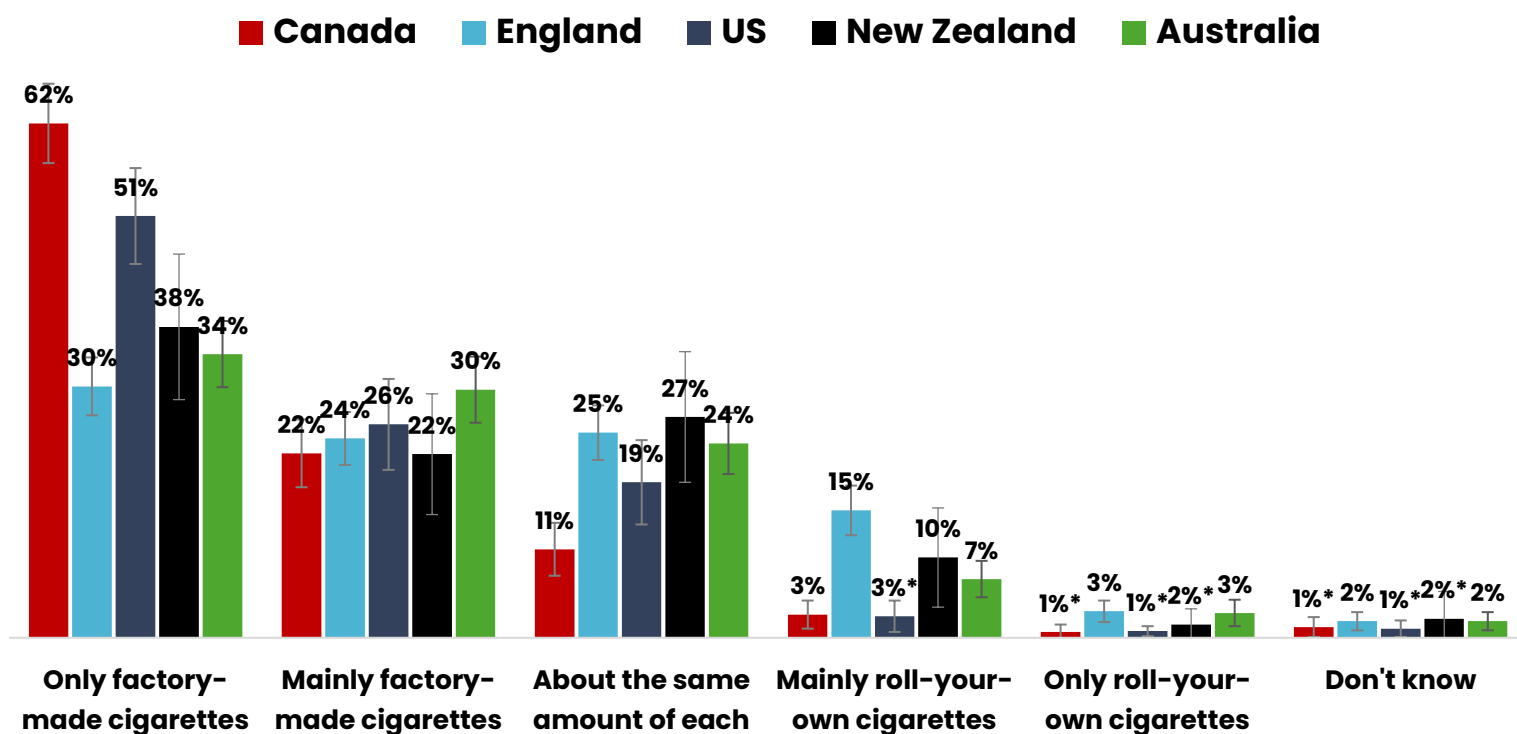
# Roll-your-own tobacco

Among youth who smoked in the past 30 days, at least half mainly or only used factory-made cigarettes; this was most common in Canada and the US, at around four out of five youth who smoked. Roll-your-own tobacco was most popular in England, with nearly one in five youth who smoked reporting they mainly or only used roll-your-own. In England, New Zealand, and Australia, approximately one-quarter reported using about the same amount of each.

## Do you smoke factory-made cigarettes, roll-your-own cigarettes, or both?

YOUTH AGED 16-19 WHO SMOKED IN PAST 30 DAYS, 2024

CA: N=487; EN: N=847; US: N=575; NZ: N=144; AU: N=613



\*HIGH VARIABILITY OF ESTIMATE (CV>0.33)

# Use of menthol-flavoured cigarettes

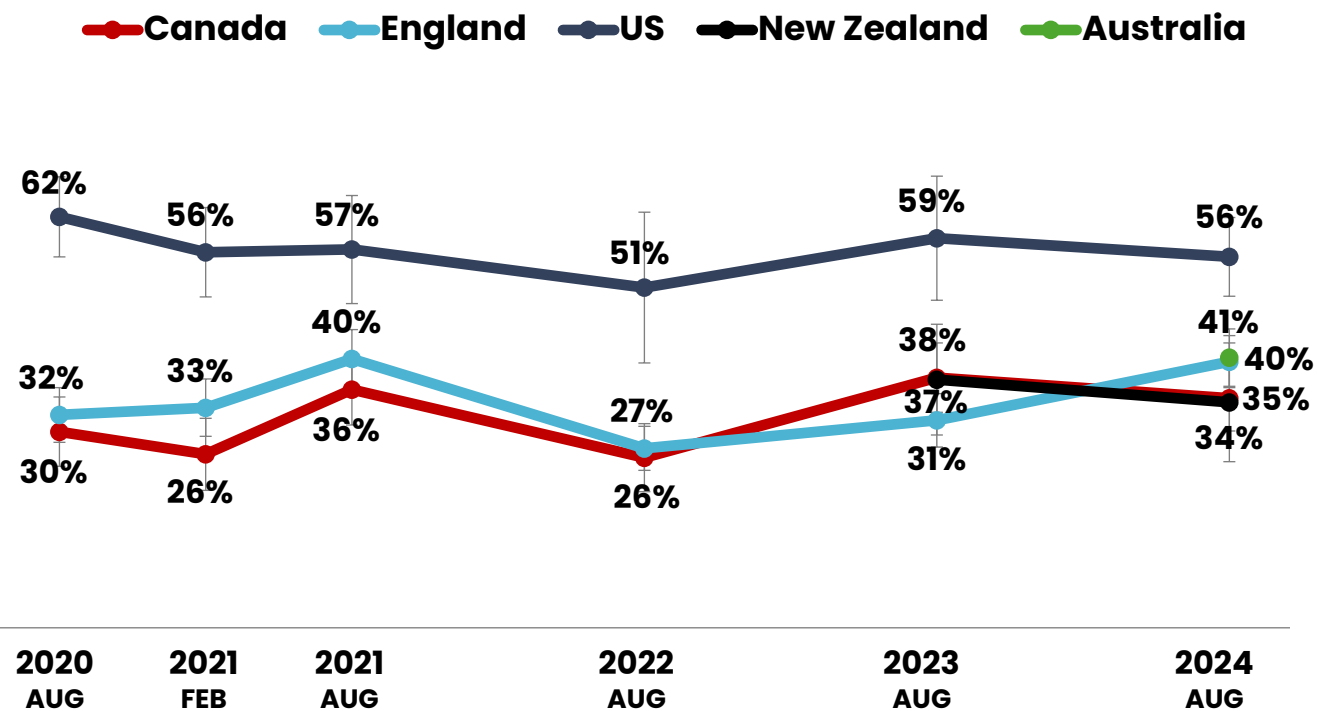
In 2024, the majority of youth who smoked in the US reported usually smoking a menthol brand, much greater than the proportions in other countries. Menthol cigarettes were prohibited in Canada (since 2017) and England (since 2020), but allowed in the US, New Zealand and Australia (until 2025).

'Menthol' cigarettes include factory-made or roll-your-own cigarettes (including from illicit or alternate sources), may be flavoured using menthol accessories (such as flavour cards, filters, capsules), or may be 'alternative' brands perceived as menthol.

## Is the variety of cigarettes or roll-your-own tobacco you currently smoke most often flavoured to taste like menthol or mint?

% 'YES', YOUTH AGED 16-19 WHO SMOKED IN PAST 30 DAYS, 2020-2024

CA: N=2,308; EN: N=4,403; US: N=2,465; NZ: N=302; AU: N=602



'DON'T KNOW' AND 'REFUSED' RESPONSES ARE EXCLUDED FROM DENOMINATOR

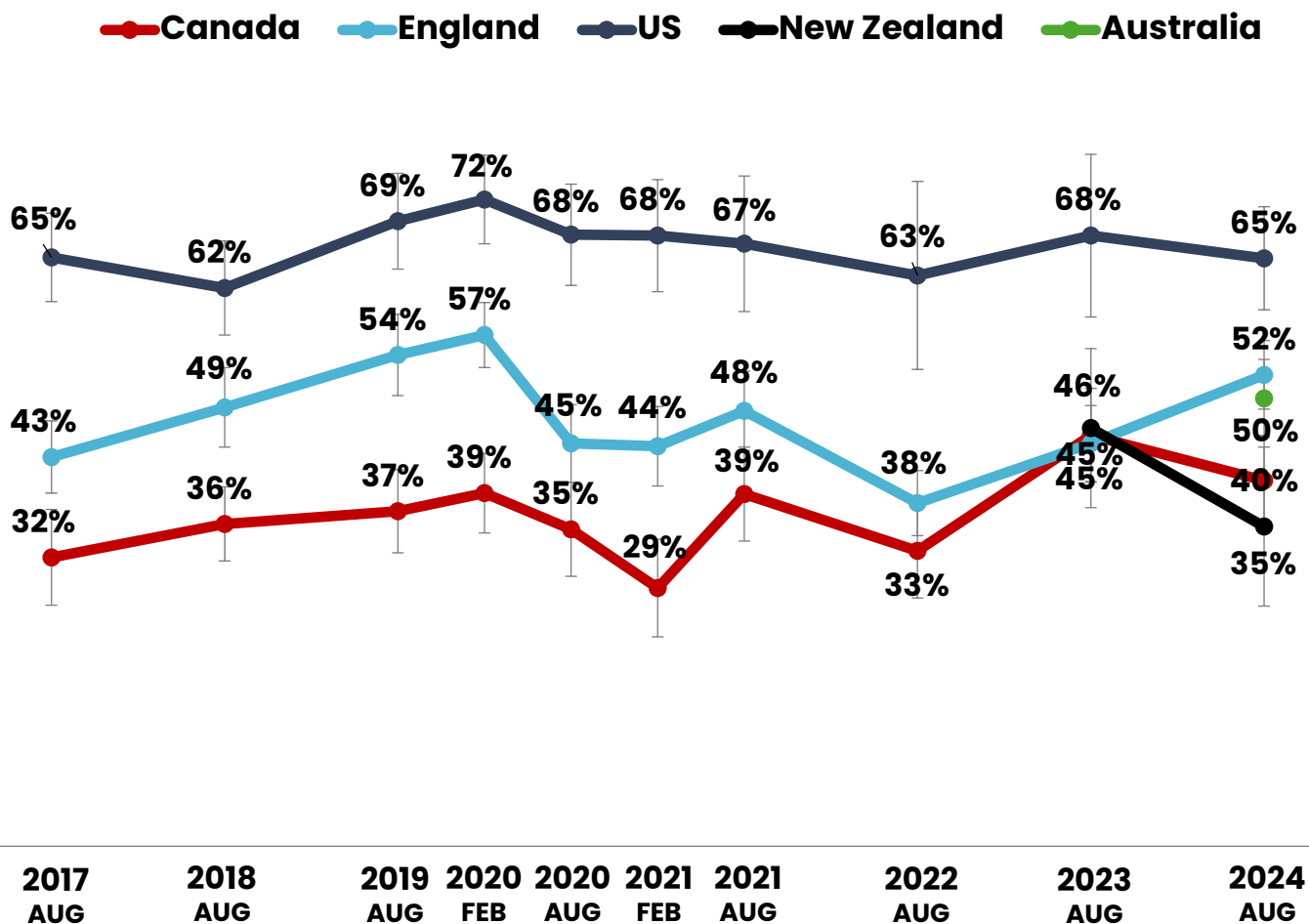
# Use of menthol-flavoured cigarettes

Youth who smoked were also asked if any of the cigarettes they had smoked in the past 30 days were flavoured to taste like menthol or mint, or had a filter with a flavour capsule. In 2024, nearly two-thirds of youth who smoked in the past 30 days in the US reported having smoked menthol or flavour capsule cigarettes, compared to around half or less in each of the other countries.

## Smoked any menthol or capsule cigarettes in past 30 days

% 'YES', YOUTH AGED 16-19 WHO SMOKED IN PAST 30 DAYS, 2017-2024

CA: N=4,067; EN: N=6,497; US: N=3,785; NZ: N=169



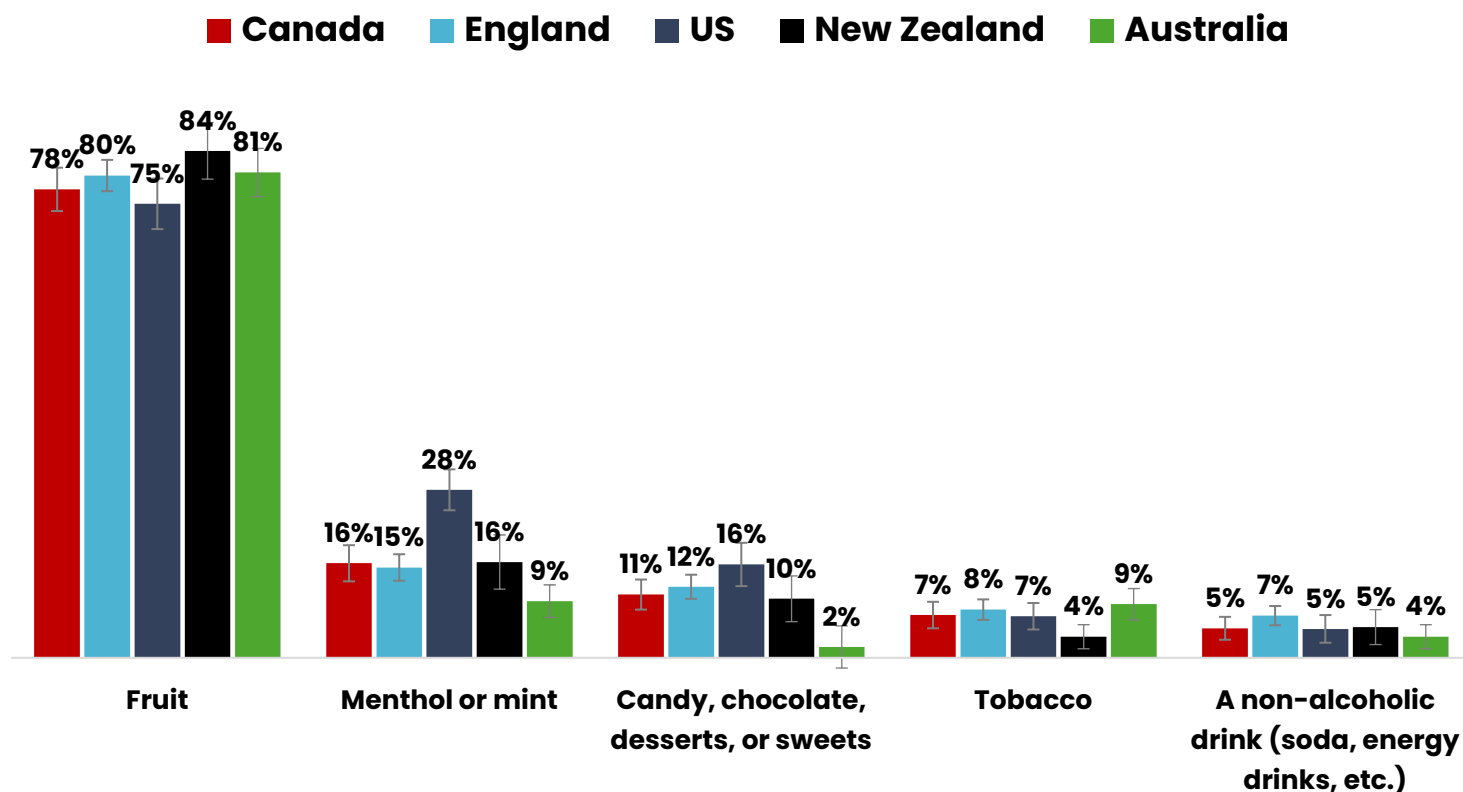
'YES' TO EITHER "IN THE PAST 30 DAYS, WERE ANY OF THE CIGARETTES YOU SMOKED FLAVOURED TO TASTE LIKE MENTHOL OR MINT?" OR "IN THE PAST 30 DAYS, DID ANY OF THE CIGARETTES YOU SMOKED HAVE A FILTER THAT YOU SQUEEZE OR CRUSH FOR FLAVOUR?"; 'DON'T KNOW' AND 'REFUSED' RESPONSES ARE EXCLUDED FROM DENOMINATOR

# Use of flavoured e-cigarettes

In 2024, fruit was the most popular usual flavour of e-cigarettes, used by more than three-quarters of youth who vaped in each country. Menthol or mint flavours were used by more than one-quarter of youth who vaped in the US, but were less prevalent in other countries. Sweet flavours were used at least one in ten youth in all countries except Australia, though other flavour categories were each used by less than 10% of youth who vaped.

## Flavours used 'most often' in the past 30 days

YOUTH AGED 16-19 WHO VAPED IN PAST 30 DAYS, 2024  
 CA: N=739; EN: N=1,287; US: N=878; NZ: N=301; AU: N=610



"IN THE LAST 30 DAYS, WHICH OF THESE FLAVOURS DID YOU USE MOST OFTEN?" [SELECT ALL THAT APPLY], AMONG YOUTH WHO VAPED IN THE PAST 30 DAYS; REFUSED EXCLUDED FROM DENOMINATOR

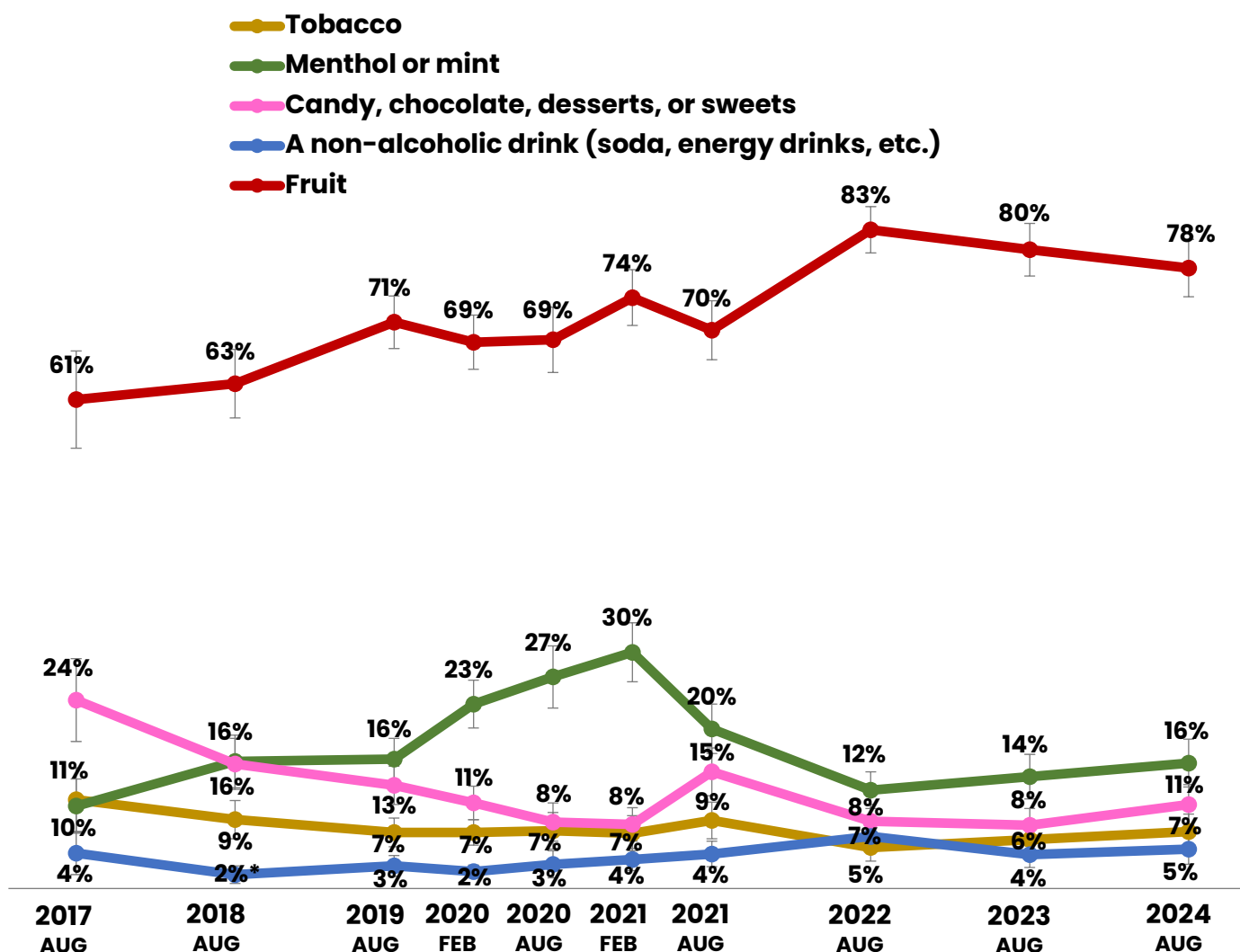
# Use of flavoured e-cigarettes Canada

In Canada, fruit was the most popular usual flavour of e-cigarettes among youth who vaped in all years, and generally increased over time. Menthol or mint was the next most popular, peaking in 2021 before declining to previous levels. Usual use of tobacco flavour was rare.



## Flavours used 'most often' in the past 30 days

YOUTH AGED 16-19 WHO VAPED IN PAST 30 DAYS, 2017-2024, CANADA N=7,204



\*HIGH VARIABILITY OF ESTIMATE (CV>0.33)

"IN THE LAST 30 DAYS, WHICH OF THESE FLAVOURS DID YOU USE MOST OFTEN?" [SELECT ALL THAT APPLY], AMONG YOUTH WHO VAPED IN THE PAST 30 DAYS; REFUSED EXCLUDED FROM DENOMINATOR

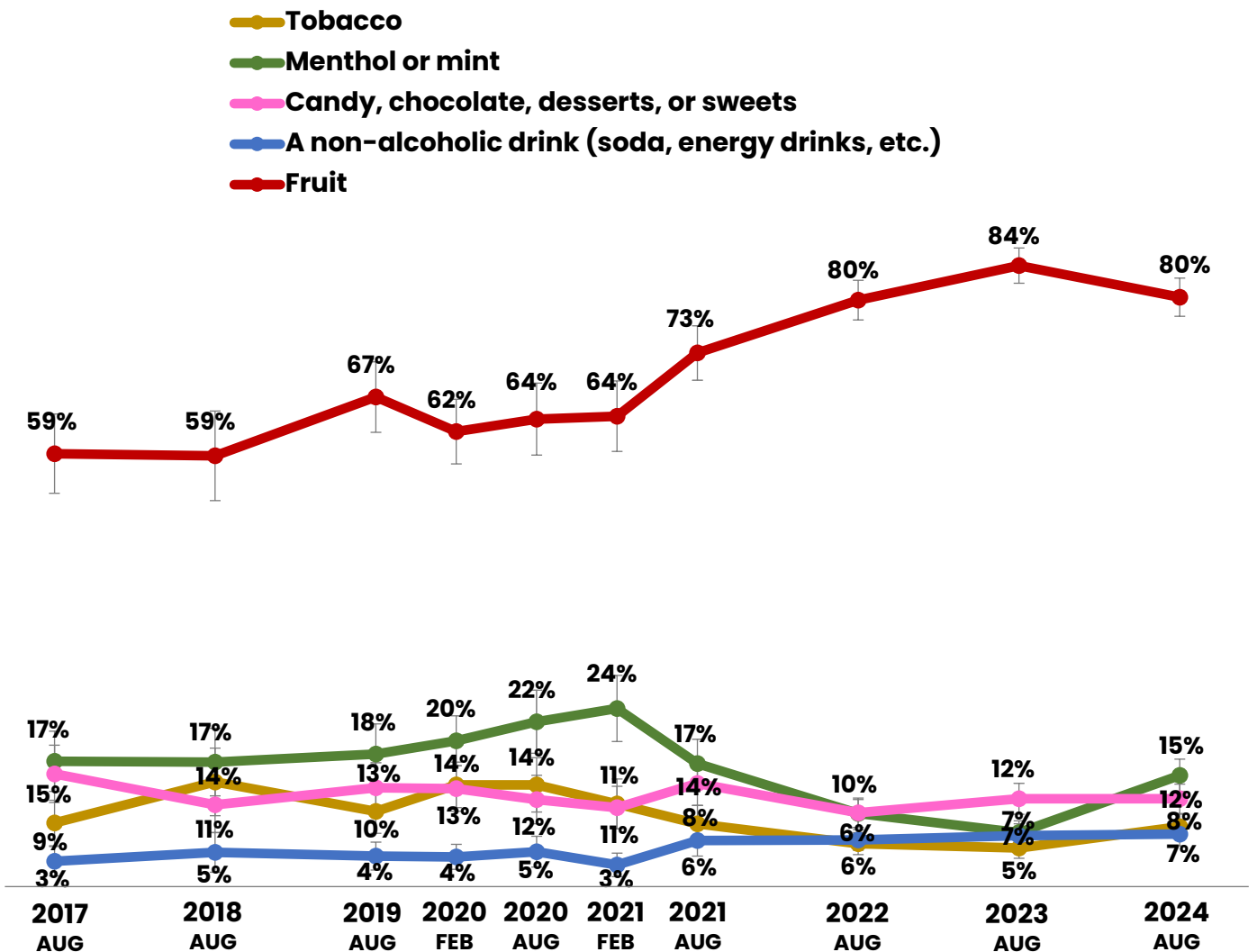
# Use of flavoured e-cigarettes England

In England, fruit was the most popular usual flavour of e-cigarettes among youth who vaped in all years, increasing over time to 80% or more in recent years. In 2024, menthol or mint was the next most popular category, after peaking in 2021 and then reaching a low in 2023.



## Flavours used 'most often' in the past 30 days

YOUTH AGED 16-19 WHO VAPED IN PAST 30 DAYS, 2017-2024, ENGLAND N=7,384



"IN THE LAST 30 DAYS, WHICH OF THESE FLAVOURS DID YOU USE MOST OFTEN?" [SELECT ALL THAT APPLY], AMONG YOUTH WHO VAPED IN THE PAST 30 DAYS; REFUSED EXCLUDED FROM DENOMINATOR

# Use of flavoured e-cigarettes

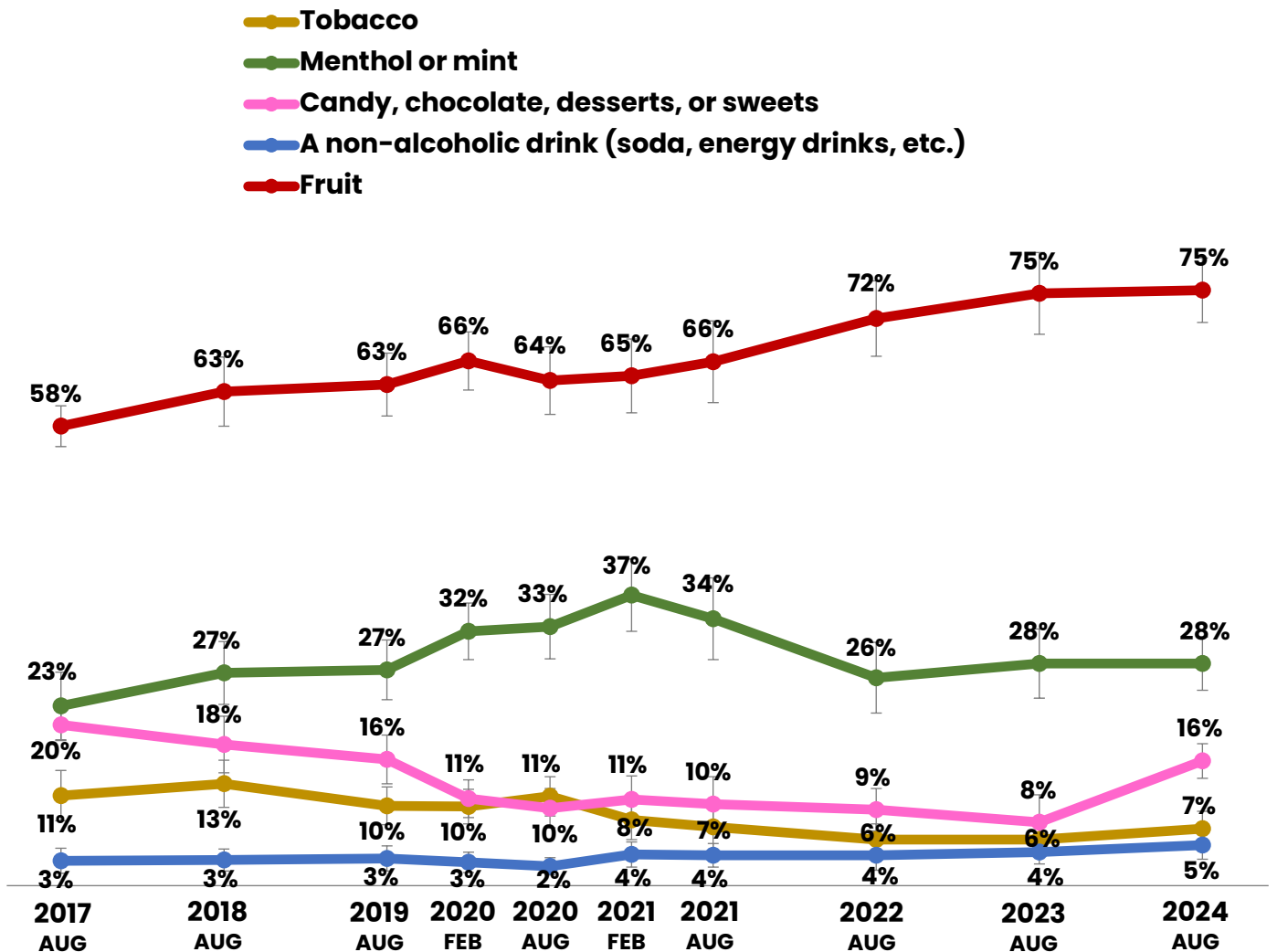
## United States

In the US, fruit was the most popular 'usual' flavour of e-cigarettes among youth who vaped in all years. Menthol or mint was used by approximately one in four youth who vaped in both 2017 and the most recent wave, but its use peaked in early 2021 at 37%. Use of sweet flavours declined over time before ticking up in 2024. Other flavour categories were uncommon.



### Flavours used 'most often' in the past 30 days

YOUTH AGED 16-19 WHO VAPED IN PAST 30 DAYS, 2017-2024, US N=7,991



"IN THE LAST 30 DAYS, WHICH OF THESE FLAVOURS DID YOU USE MOST OFTEN?" [SELECT ALL THAT APPLY], AMONG YOUTH WHO VAPED IN THE PAST 30 DAYS; REFUSED EXCLUDED FROM DENOMINATOR

# Use of flavoured e-cigarettes

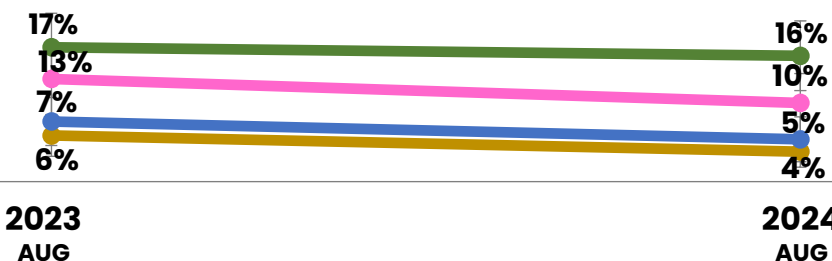
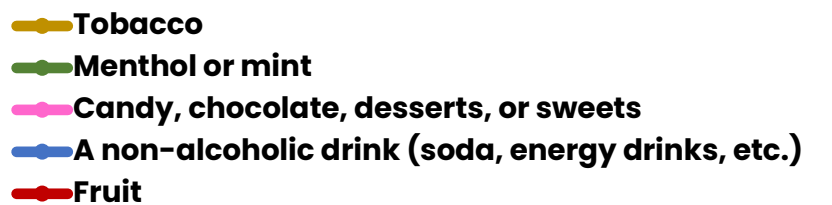
## New Zealand

In New Zealand, fruit was by far the most popular 'usual' flavour of e-cigarettes, used by more than 80% of youth who vaped in 2024. Menthol or mint was the next most common category, at 16%, followed by sweet flavours at one in ten. Other flavour categories were uncommon.



### Flavours used 'most often' in the past 30 days

YOUTH AGED 16-19 WHO VAPED IN PAST 30 DAYS, 2023-2024, NZ N=646



"IN THE LAST 30 DAYS, WHICH OF THESE FLAVOURS DID YOU USE MOST OFTEN?" [SELECT ALL THAT APPLY], AMONG YOUTH WHO VAPED IN THE PAST 30 DAYS; REFUSED EXCLUDED FROM DENOMINATOR

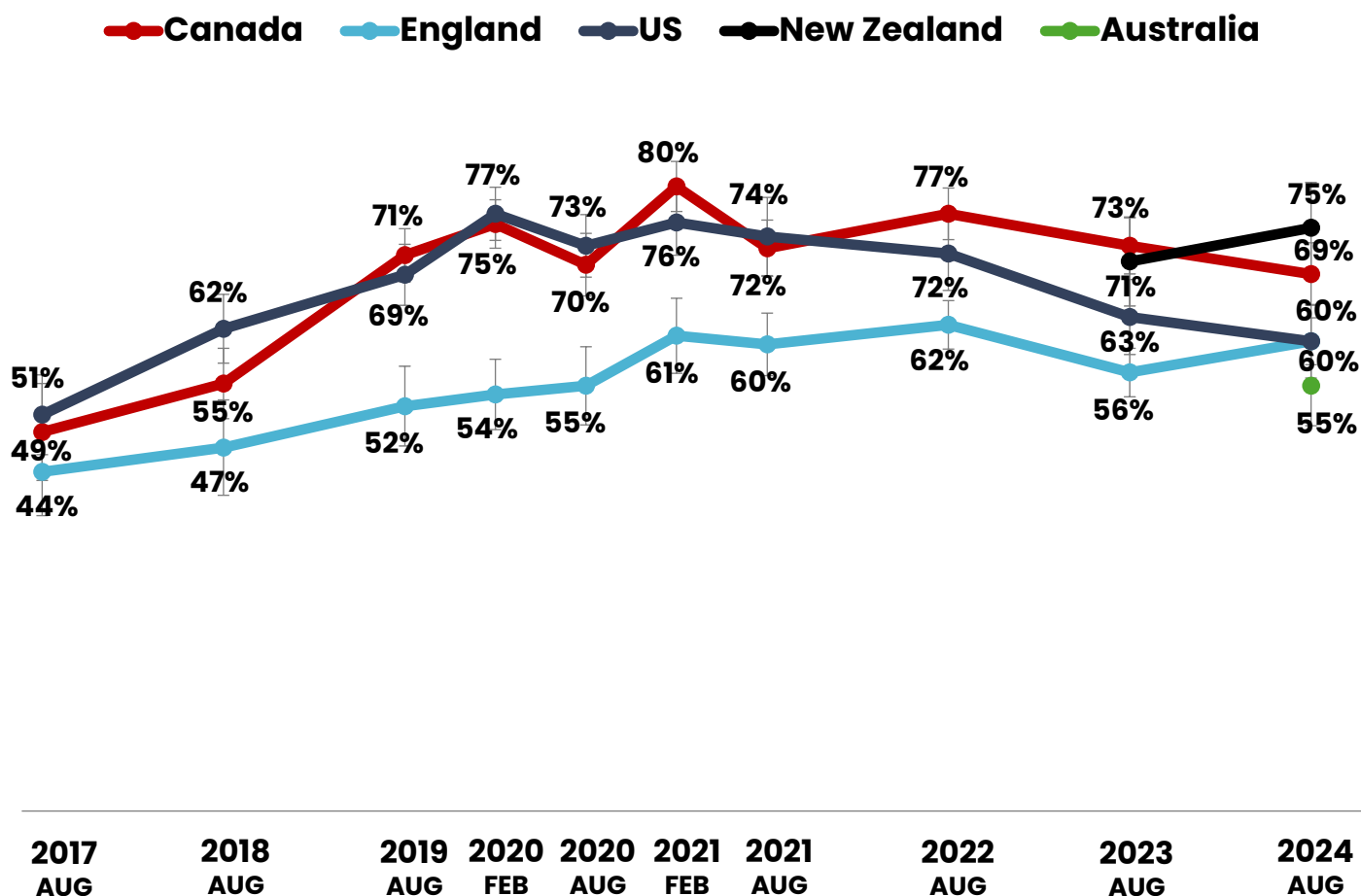
# Nicotine in vaping products

Among youth who had vaped in the past 30 days, the proportion reporting that they currently used e-cigarettes that contained nicotine increased in Canada and the US between 2017 and early 2020, then remained fairly level before appearing to decrease in recent years. In England, the proportion reporting that they currently used nicotine e-cigarettes increased gradually from 2017 to early 2021, remaining at a similar level thereafter. In 2024, the majority of youth who vaped in each country reported using e-cigarettes that contained nicotine.

## Current use of nicotine among youth who vaped in the past 30 days

% 'YES' OR 'SOME', YOUTH AGED 16-19 WHO VAPED IN PAST 30 DAYS, 2017-2024

CA: N=7,121; EN: N=7,311; US: N=7,940; NZ: N=641; AU: N=609



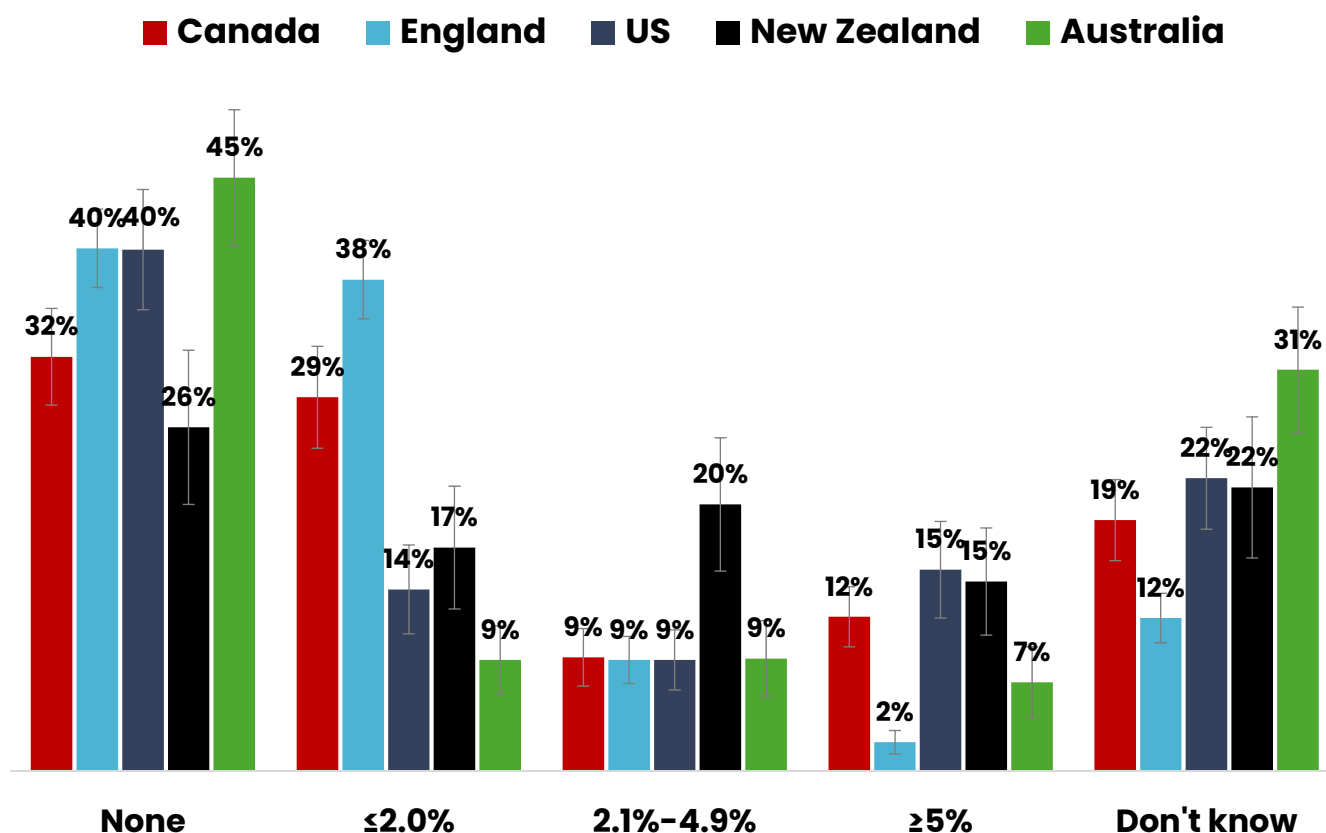
"DO THE E-CIGARETTES, CARTRIDGES, PODS, OR E-LIQUIDS YOU CURRENTLY USE CONTAIN NICOTINE?" [YES; NO; SOME HAVE NICOTINE, SOME DO NOT; I DON'T KNOW; REFUSED], ASKED OF YOUTH WHO VAPED IN THE PAST 30 DAYS AND WHO EVER USED NICOTINE; % 'YES' OR 'SOME' REPORTED AMONG ALL YOUTH WHO VAPED IN THE PAST 30 DAYS [INCLUDING THOSE WHO HAD NEVER USED NICOTINE (OR DID NOT KNOW)]; REFUSED EXCLUDED FROM DENOMINATOR

# Nicotine in vaping products

In 2024, among youth who had vaped in the past 30 days, the proportion who reported using products with no nicotine varied by country, from 26% in New Zealand to 45% in Australia. In Canada and England, use of products with a nicotine concentration of 2.0% or less was more common (at 29% and 38%, respectively), while products with over 2.0% nicotine were more popular in New Zealand (35%) and the US (24%). In Australia, nearly one-third of youth who vaped did not know the nicotine concentration of their product(s).

## Nicotine concentration among youth who vaped in the past 30 days

YOUTH AGED 16-19 WHO VAPED IN PAST 30 DAYS, 2024  
 CA: N=731; EN: N=1,281; US: N=873; NZ: N=298; AU: N=608



"HOW MUCH NICOTINE DO THE E-CIGARETTES, CARTRIDGES, PODS, OR E-LIQUIDS YOU CURRENTLY USE CONTAIN?" [RESPONSE RANGES IN MG/ML OR %; I DON'T KNOW; REFUSED], ASKED OF YOUTH WHO VAPED IN THE PAST 30 DAYS AND WHO USUALLY USED NICOTINE; CONCENTRATION REPORTED AMONG ALL YOUTH WHO VAPED IN THE PAST 30 DAYS [INCLUDING THOSE WHO DID NOT USE NICOTINE (OR DID NOT KNOW)]; REFUSED EXCLUDED FROM DENOMINATOR

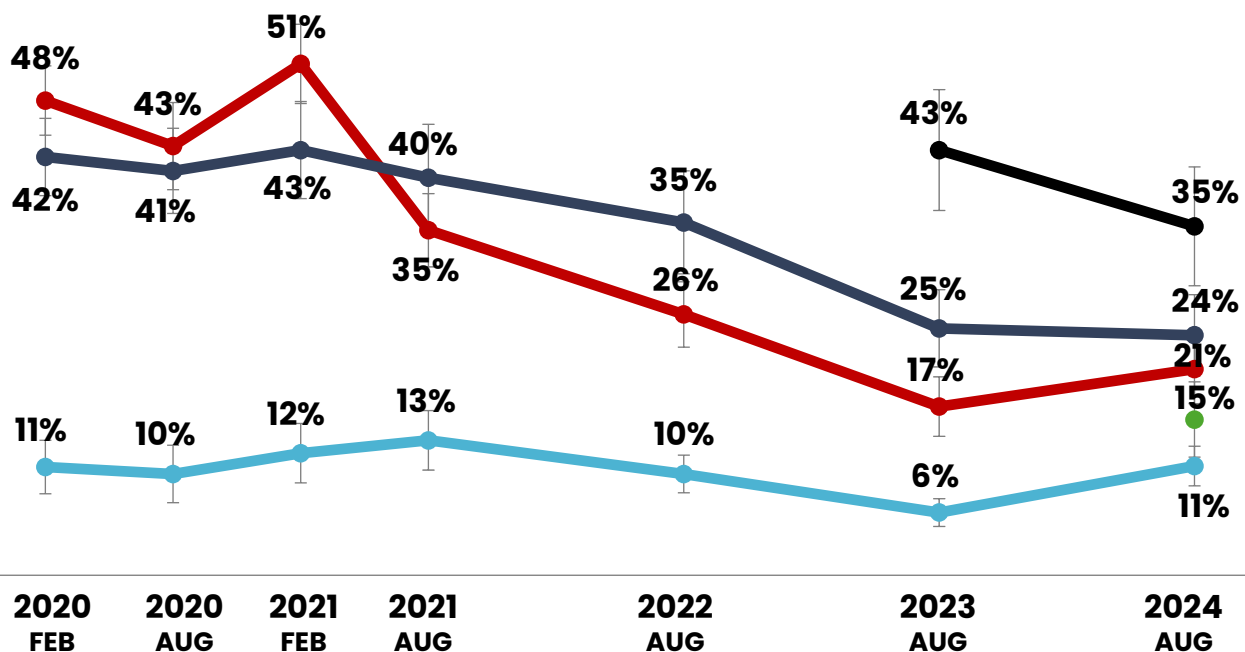
# Nicotine in vaping products

In Canada, the proportion of youth who vaped that reported using products with a nicotine concentration higher than 20mg/mL was near half prior to the July 2021 implementation of the federal *Nicotine Concentration in Vaping Products Regulations*, which set a maximum nicotine concentration of 20 mg/mL. After the limit was implemented, this proportion decreased immediately to approximately one-third, and has declined further since. England, which also limits nicotine concentration to 20 mg/mL, had consistently low prevalence of use (~10%) above this level. In the US, there was little change over time until an apparent decrease in 2023. New Zealand had the greatest proportion using higher nicotine products in 2024, at over one-third.

## Nicotine concentration >2% / 20mg/mL

YOUTH AGED 16-19 WHO VAPED IN PAST 30 DAYS, 2020-2024  
 CA: N=5,381; EN: N=6,197; US: N=5,987; NZ: N=641; AU: N=608

—●— Canada    —●— England    —●— US    —●— New Zealand    —●— Australia



"HOW MUCH NICOTINE DO THE E-CIGARETTES, CARTRIDGES, PODS, OR E-LIQUIDS YOU CURRENTLY USE CONTAIN?"  
 [RESPONSE RANGES IN MG/ML OR %; I DON'T KNOW; REFUSED], ASKED OF YOUTH WHO VAPED IN THE PAST 30 DAYS  
 AND WHO USUALLY USED NICOTINE; CONCENTRATION REPORTED AMONG ALL YOUTH WHO VAPED IN THE PAST 30 DAYS  
 [INCLUDING THOSE WHO DID NOT USE NICOTINE (OR DID NOT KNOW)]; REFUSED EXCLUDED FROM DENOMINATOR

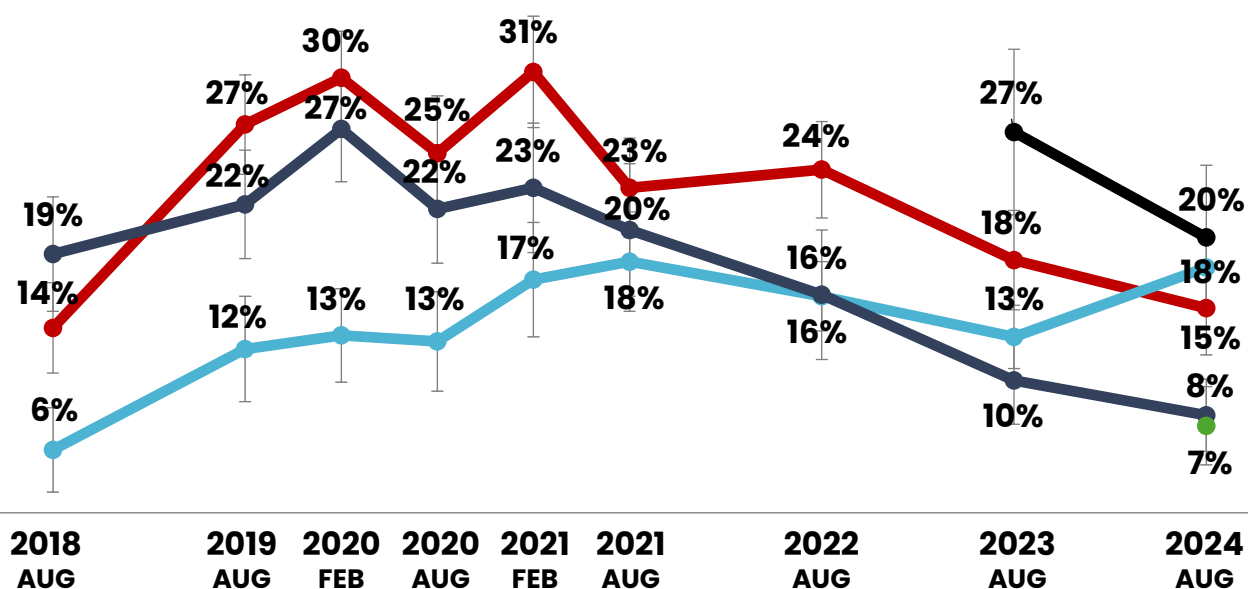
# Nicotine in vaping products

Among youth who vaped in the past 30 days, the proportion who reported usually using a product that contained nicotine salts increased in Canada and the US between 2018 and early 2020, and since then levels have decreased somewhat in Canada, and more so in the US. In England, fewer youth who vaped reported using nicotine salts in 2018, but this proportion increased steadily until 2021 before levelling off. In 2024, one in five youth who vaped in New Zealand, and fewer than one in ten in Australia, reported using nicotine salt products.

## Use of nicotine salt vaping product

% 'YES', YOUTH AGED 16-19 WHO VAPED IN PAST 30 DAYS, 2018-2024  
 CA: N=6,869; EN: N=7,032; US: N=7,513; NZ: N=647; AU: N=611

—●— Canada    —●— England    —●— US    —●— New Zealand    —●— Australia



"DO THE E-CIGARETTES, CARTRIDGES, PODS, OR E-LIQUIDS YOU CURRENTLY USE CONTAIN NICOTINE SALTS?" [YES; NO; I DON'T KNOW IF THEY CONTAIN NICOTINE SALT OR NOT; REFUSED], ASKED OF YOUTH WHO VAPED IN THE PAST 30 DAYS AND WHO USUALLY USED NICOTINE AND HAD HEARD OF NICOTINE SALTS; REPORTED AMONG ALL YOUTH WHO VAPED IN THE PAST 30 DAYS [INCLUDING THOSE WHO DID NOT USE NICOTINE (OR DID NOT KNOW) AND THOSE WHO HAD NOT HEARD OF NICOTINE SALTS (OR DID NOT KNOW)]; REFUSED EXCLUDED FROM DENOMINATOR

# E-cigarette brands

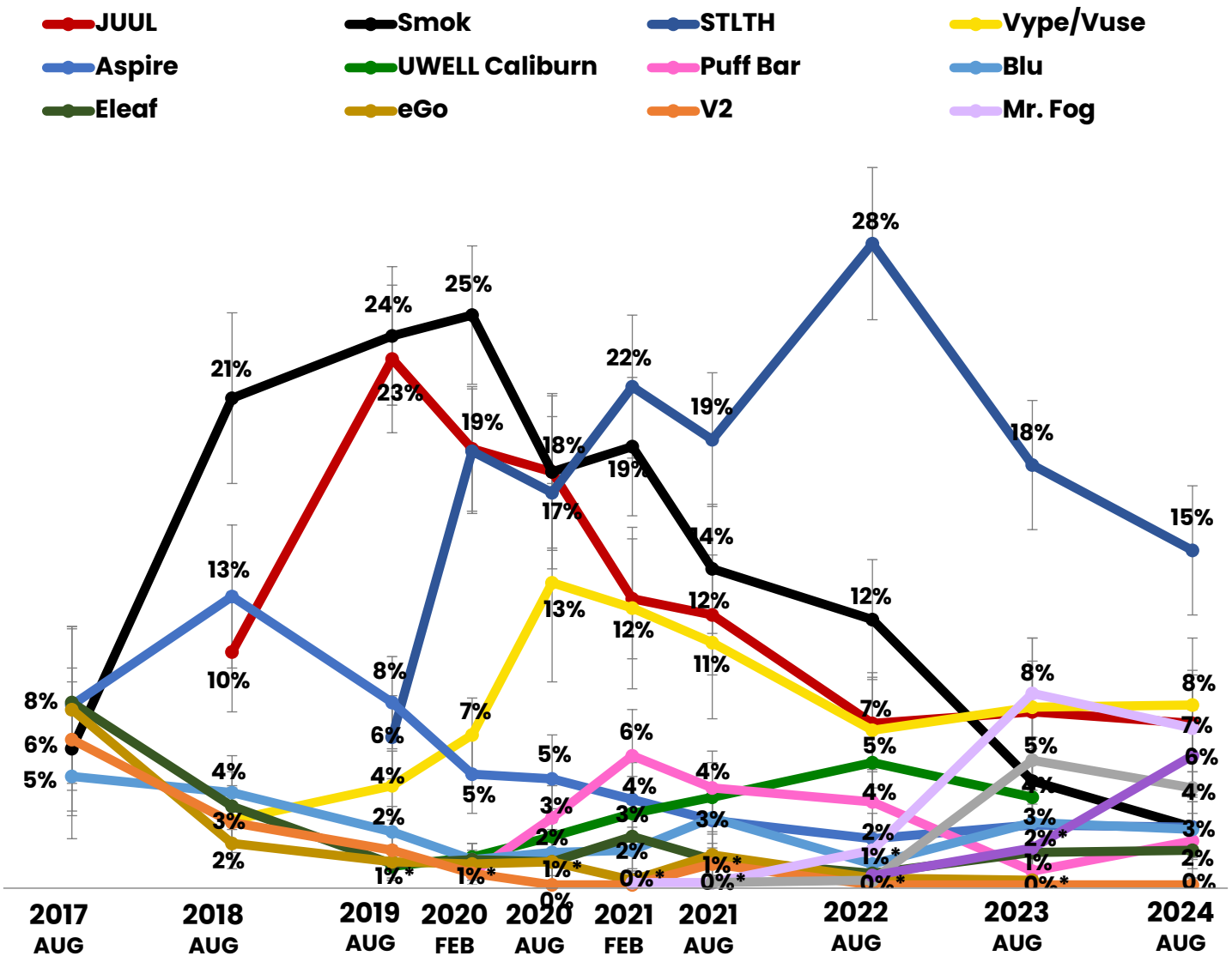
## Canada

In Canada, among youth who vaped in the past 30 days, usual use of popular brands Smok and JUUL declined after 2020, while STLTH increased to become the most popular brand since. However, STLTH has also decreased in recent waves as other brands .



### E-cigarette brand used 'most often'

TOP 5 BRANDS IN EACH WAVE REPORTED BY YOUTH AGED 16-19 WHO VAPED IN PAST 30 DAYS, 2017-2024, CANADA, N=7,188



\*HIGH VARIABILITY OF ESTIMATE (CV>0.33)

"WHAT SPECIFIC BRAND OF E-CIGARETTE/VAPING DEVICE DO YOU CURRENTLY USE MOST OFTEN?" SELECT FROM COUNTRY-SPECIFIC PRE-CODED LIST, INCLUDING OPTIONS FOR 'OTHER', 'NO USUAL BRAND', 'DON'T KNOW' AND 'REFUSED'; REFUSALS EXCLUDED FROM THE DENOMINATOR

# E-cigarette brands

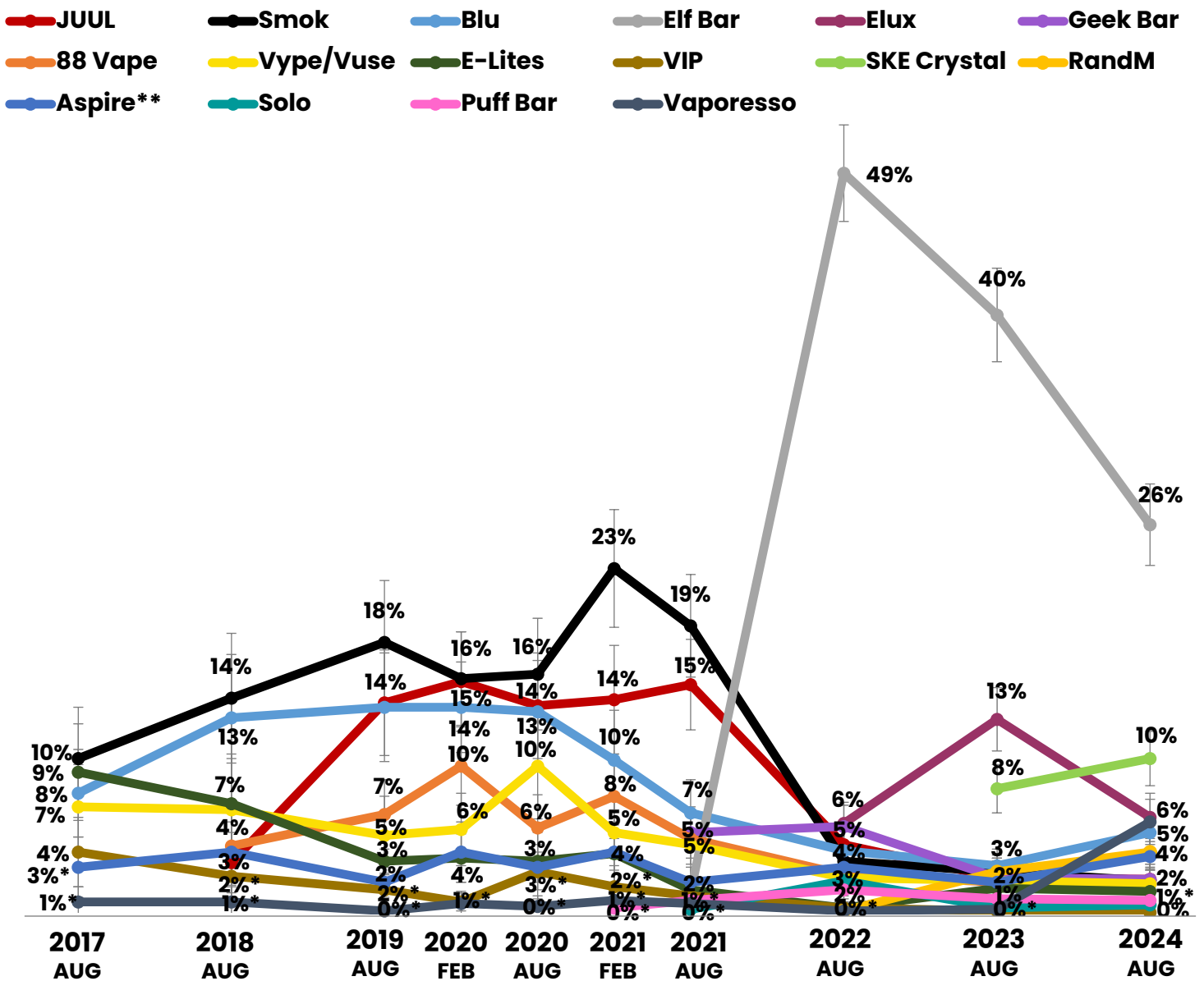
## England

In England, Smok, JUUL, and blu were the brands used most often in many earlier waves, but their use decreased sharply after 2021, while Elf Bar increased exponentially to nearly half of youth who vaped in 2022-2023, falling to one-quarter in 2024.



### E-cigarette brand used 'most often'

TOP 5 BRANDS IN EACH WAVE REPORTED BY YOUTH AGED 16-19 WHO VAPED IN PAST 30 DAYS, 2017-2024, ENGLAND, N=7,371



\*\*Including Breeze for Waves 3 to 5

\*HIGH VARIABILITY OF ESTIMATE (CV>0.33)

"WHAT SPECIFIC BRAND OF E-CIGARETTE/VAPING DEVICE DO YOU CURRENTLY USE MOST OFTEN?" SELECT FROM COUNTRY-SPECIFIC PRE-CODED LIST, INCLUDING OPTIONS FOR 'OTHER', 'NO USUAL BRAND', 'DON'T KNOW' AND 'REFUSED'; REFUSALS EXCLUDED FROM THE DENOMINATOR

# E-cigarette brands

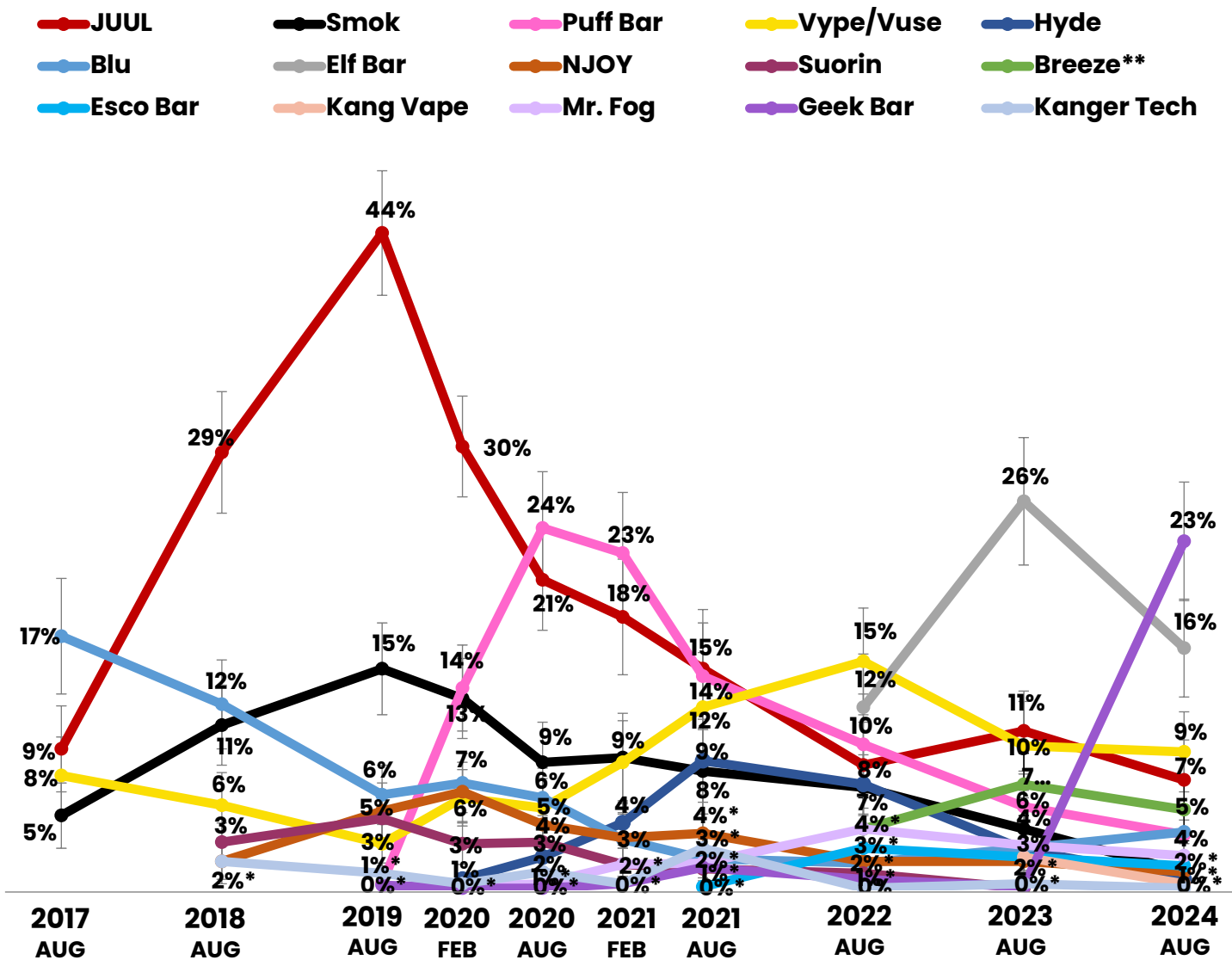
## United States

In the US, JUUL quickly gained popularity until 2019 followed by a steep decline. Puff Bar gained popularity in 2020 before falling in recent waves. Vuse, used by a small proportion of youth who vaped since 2017, gained popularity in recent years. Elf Bar emerged in 2022, increasing to become the most popular brand in 2023. Geek Bar emerged as the most common brand in 2024.



### E-cigarette brand used 'most often'

TOP 5 BRANDS IN EACH WAVE REPORTED BY YOUTH AGED 16-19 WHO VAPED IN PAST 30 DAYS, 2017-2024, US, N=7,973



\*\*Including Breeze Pro or Breeze Plus

\*HIGH VARIABILITY OF ESTIMATE (CV>0.33)

"WHAT SPECIFIC BRAND OF E-CIGARETTE/VAPING DEVICE DO YOU CURRENTLY USE MOST OFTEN?" SELECT FROM COUNTRY-SPECIFIC PRE-CODED LIST, INCLUDING OPTIONS FOR 'OTHER', 'NO USUAL BRAND', 'DON'T KNOW' AND 'REFUSED'; REFUSALS EXCLUDED FROM THE DENOMINATOR

# E-cigarette brands

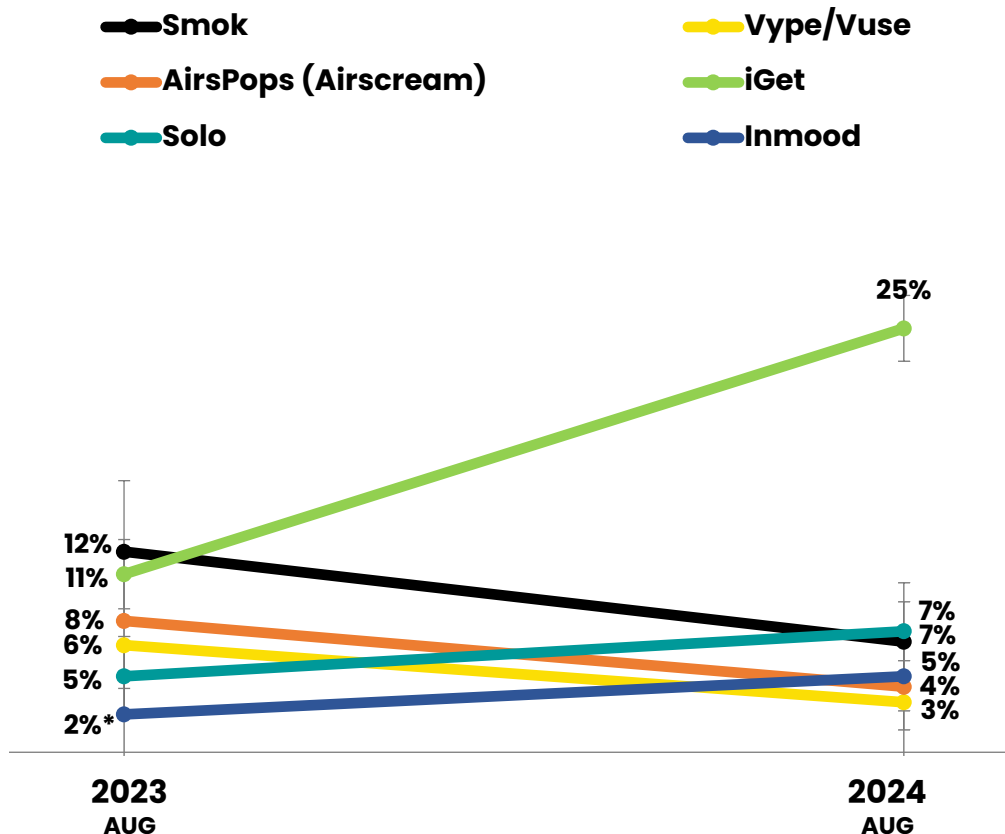
## New Zealand

In 2024, one-quarter of youth who vaped in the past 30 days in New Zealand reported using the brand Iget 'most often', more than doubling the proportion observed in 2023. Smok and Solo were each selected by 7% of youth in 2024, while all other brands were chosen by fewer than 5%.



### E-cigarette brand used 'most often'

TOP BRANDS REPORTED BY YOUTH AGED 16-19 WHO VAPED IN PAST 30 DAYS, 2023-2024, NZ, N=644



\*HIGH VARIABILITY OF ESTIMATE (CV>0.33)

"WHAT SPECIFIC BRAND OF E-CIGARETTE/VAPING DEVICE DO YOU CURRENTLY USE MOST OFTEN?"  
SELECT FROM COUNTRY-SPECIFIC PRE-CODED LIST, INCLUDING OPTIONS FOR 'OTHER', 'NO USUAL BRAND', 'DON'T KNOW' AND 'REFUSED'; REFUSALS EXCLUDED FROM THE DENOMINATOR

# E-cigarette brands

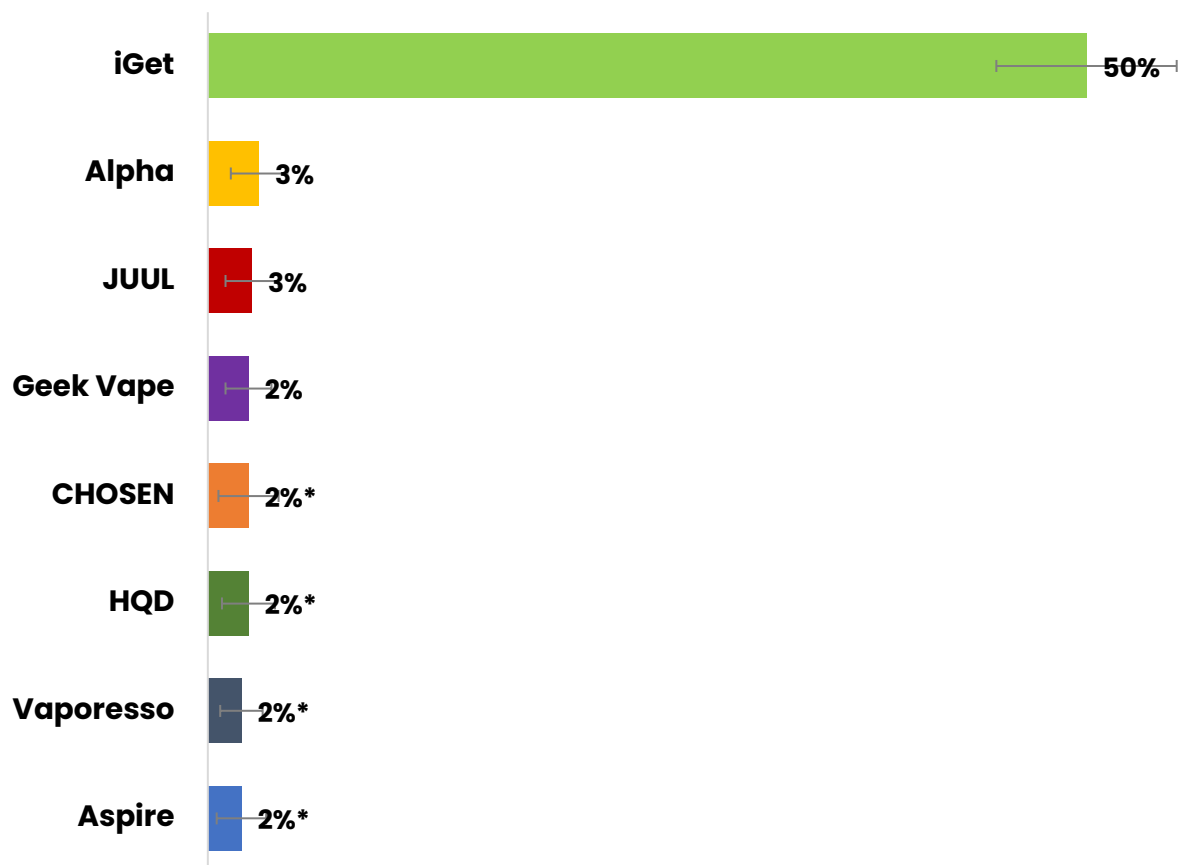
## Australia

In 2024, half of youth who vaped in the past 30 days in Australia reported Iget as the brand they used 'most often'. No other brand was chosen by more than 2-3% of respondents.



### E-cigarette brand used 'most often'

TOP BRANDS REPORTED BY YOUTH AGED 16-19 WHO VAPED IN PAST 30 DAYS, 2024, AU, N=612



\*HIGH VARIABILITY OF ESTIMATE (CV>0.33)

"WHAT SPECIFIC BRAND OF E-CIGARETTE/VAPING DEVICE DO YOU CURRENTLY USE MOST OFTEN?"  
SELECT FROM COUNTRY-SPECIFIC PRE-CODED LIST, INCLUDING OPTIONS FOR 'OTHER', 'NO USUAL BRAND', 'DON'T KNOW' AND 'REFUSED'; REFUSALS EXCLUDED FROM THE DENOMINATOR

# E-cigarette devices

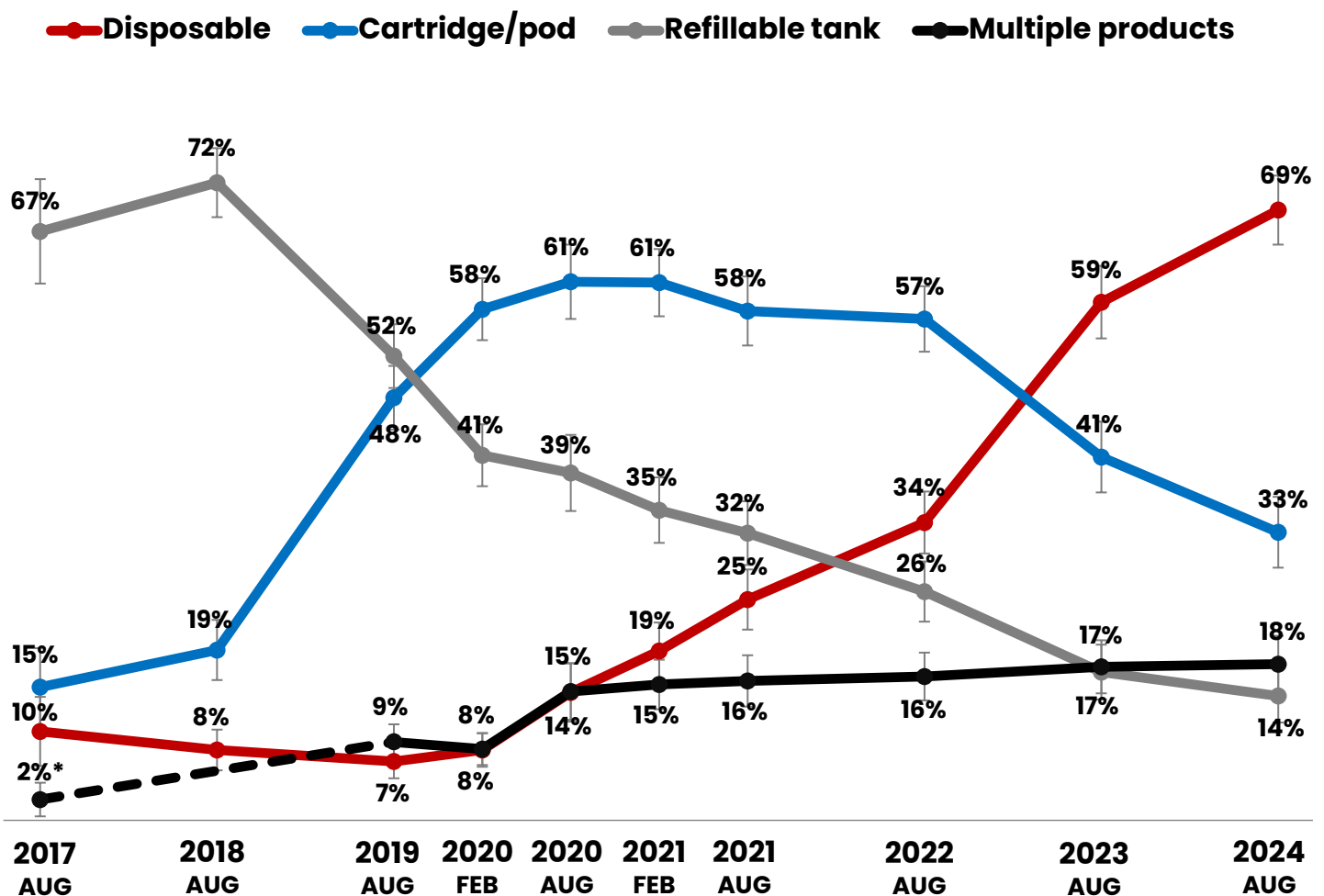
## Canada

In Canada, refillable tank devices were used most often by the majority of youth who vaped in 2017 and 2018, declining over time to the least popular device type in 2024. Cartridge/pod devices increased drastically to become the most popular device type from 2020 to 2022 but have decreased in recent waves as disposables have rapidly increased to become the most popular device in 2023 and 2024.



### Type of vaping device used most often

YOUTH AGED 16-19 WHO VAPED IN PAST 30 DAYS, 2017-2024, CANADA N=7,181



\*HIGH VARIABILITY OF ESTIMATE (CV>0.33).

"WHICH OF THE FOLLOWING TYPES OF E-CIGARETTES/ VAPING DEVICES DO YOU CURRENTLY USE MOST OFTEN?" [DISPOSABLE (NOT REFILLABLE OR RECHARGEABLE) E-CIGARETTE/VAPING DEVICE; E-CIGARETTE/VAPING DEVICE WITH REPLACEABLE PRE-FILLED CARTRIDGES OR PODS; E-CIGARETTE/VAPING DEVICE WITH A TANK THAT YOU FILL WITH LIQUID; DON'T KNOW; REFUSED]; RESPONDENTS COULD SELECT MORE THAN ONE RESPONSE, EXCEPT IN WAVE 2 (2018); PERCENTAGES WITHIN COUNTRY MAY NOT ADD TO 100. THOSE WHO SELECTED MORE THAN ONE TYPE ARE INCLUDED IN MORE THAN ONE GROUP.

# E-cigarette devices

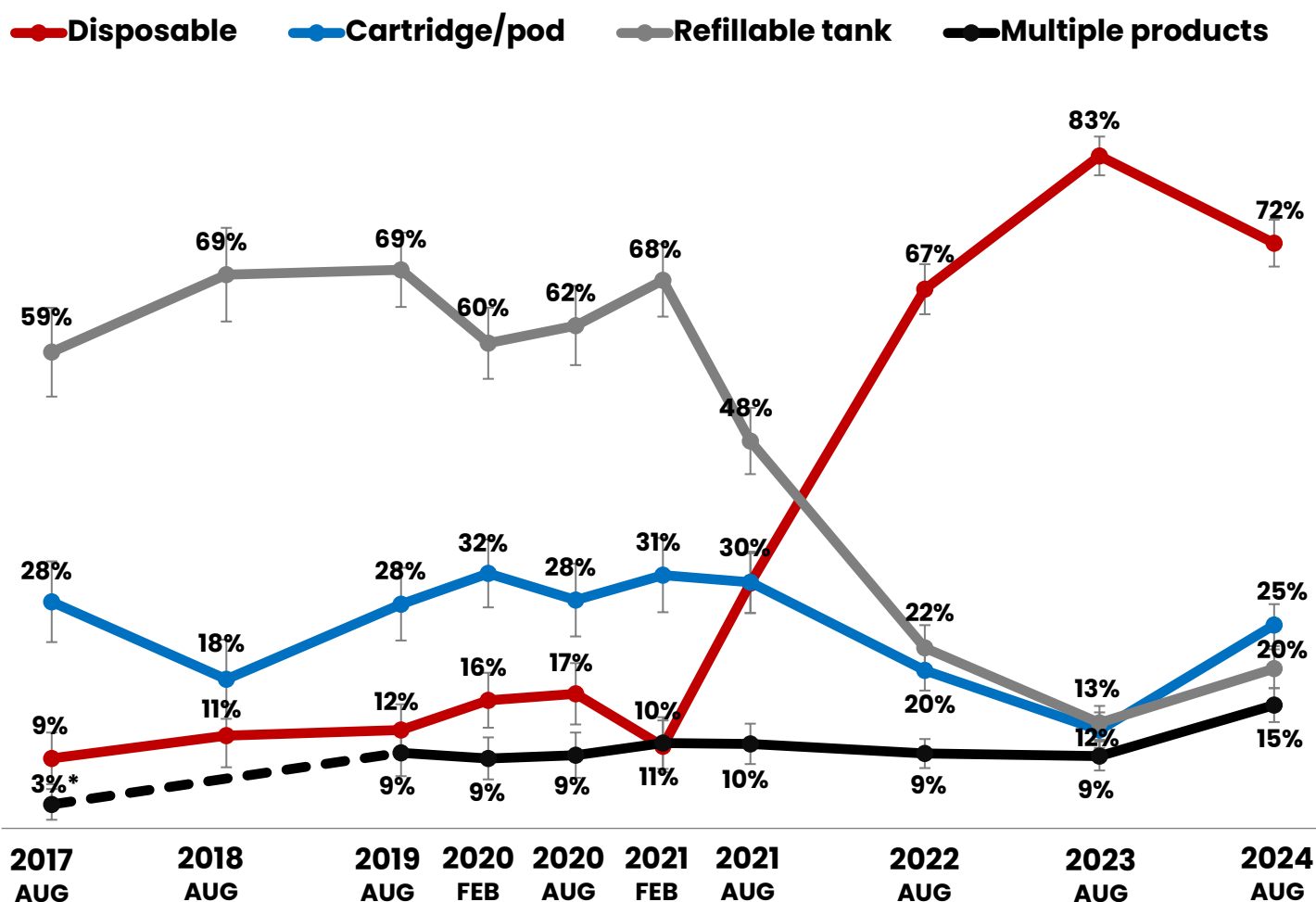
## England

In England, refillable tanks were used by the majority of youth who vaped until early 2021, after which their use fell sharply. Conversely, usual use of disposable devices was low until early 2021, and then increased drastically to be used by most youth who vaped from 2022 through 2024. Cartridge/pod devices were more stable over time, used by one in four youth who vaped in 2024.



### Type of vaping device used most often

YOUTH AGED 16-19 WHO VAPED IN PAST 30 DAYS, 2017-2024, ENGLAND N=7,374



\*HIGH VARIABILITY OF ESTIMATE (CV>0.33).

"WHICH OF THE FOLLOWING TYPES OF E-CIGARETTES/ VAPING DEVICES DO YOU CURRENTLY USE MOST OFTEN?" [DISPOSABLE (NOT REFILLABLE OR RECHARGEABLE) E-CIGARETTE/VAPING DEVICE; E-CIGARETTE/VAPING DEVICE WITH REPLACEABLE PRE-FILLED CARTRIDGES OR PODS; E-CIGARETTE/VAPING DEVICE WITH A TANK THAT YOU FILL WITH LIQUID; DON'T KNOW; REFUSED]; RESPONDENTS COULD SELECT MORE THAN ONE RESPONSE, EXCEPT IN WAVE 2 (2018); PERCENTAGES WITHIN COUNTRY MAY NOT ADD TO 100. THOSE WHO SELECTED MORE THAN ONE TYPE ARE INCLUDED IN MORE THAN ONE GROUP.

# E-cigarette devices

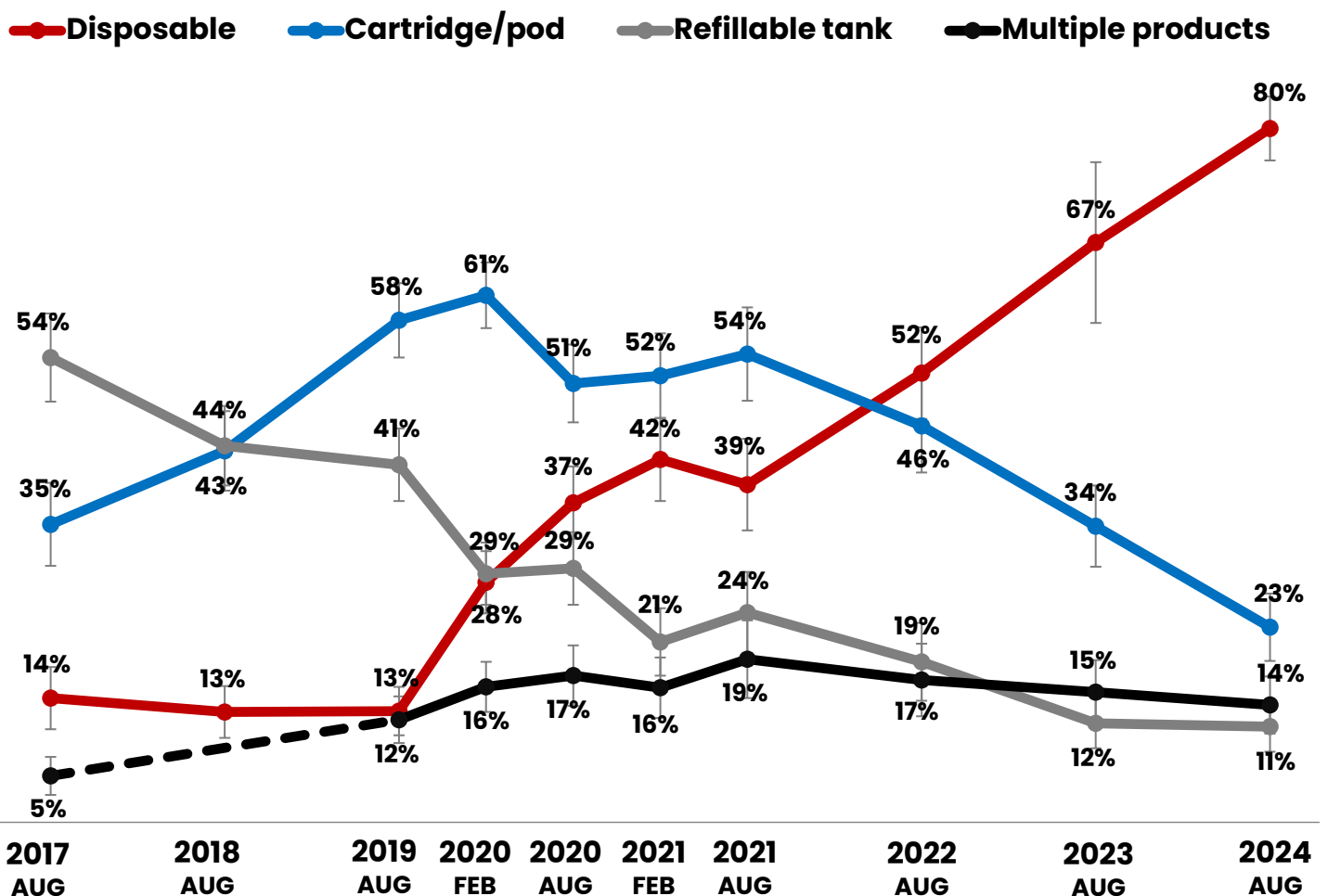
## United States

In the US, cartridge/pod devices increased to become the most popular device type in 2019, used by over half of youth who vaped until 2022, when their popularity was overtaken by disposable devices, which had been increasing since 2019. Refillable tanks were used most often by the majority of youth who vaped in 2017, but use has declined steadily over time, and they have been the least common device type since 2020.



### Type of vaping device used most often

YOUTH AGED 16-19 WHO VAPED IN PAST 30 DAYS, 2017-2024, US N=7,972



"WHICH OF THE FOLLOWING TYPES OF E-CIGARETTES/ VAPING DEVICES DO YOU CURRENTLY USE MOST OFTEN?" [DISPOSABLE (NOT REFIILLABLE OR RECHARGEABLE) E-CIGARETTE/VAPING DEVICE; E-CIGARETTE/VAPING DEVICE WITH REPLACEABLE PRE-FILLED CARTRIDGES OR PODS; E-CIGARETTE/VAPING DEVICE WITH A TANK THAT YOU FILL WITH LIQUID; DON'T KNOW; REFUSED]; RESPONDENTS COULD SELECT MORE THAN ONE RESPONSE, EXCEPT IN WAVE 2 (2018); PERCENTAGES WITHIN COUNTRY MAY NOT ADD TO 100. THOSE WHO SELECTED MORE THAN ONE TYPE ARE INCLUDED IN MORE THAN ONE GROUP.

# E-cigarette devices

## New Zealand

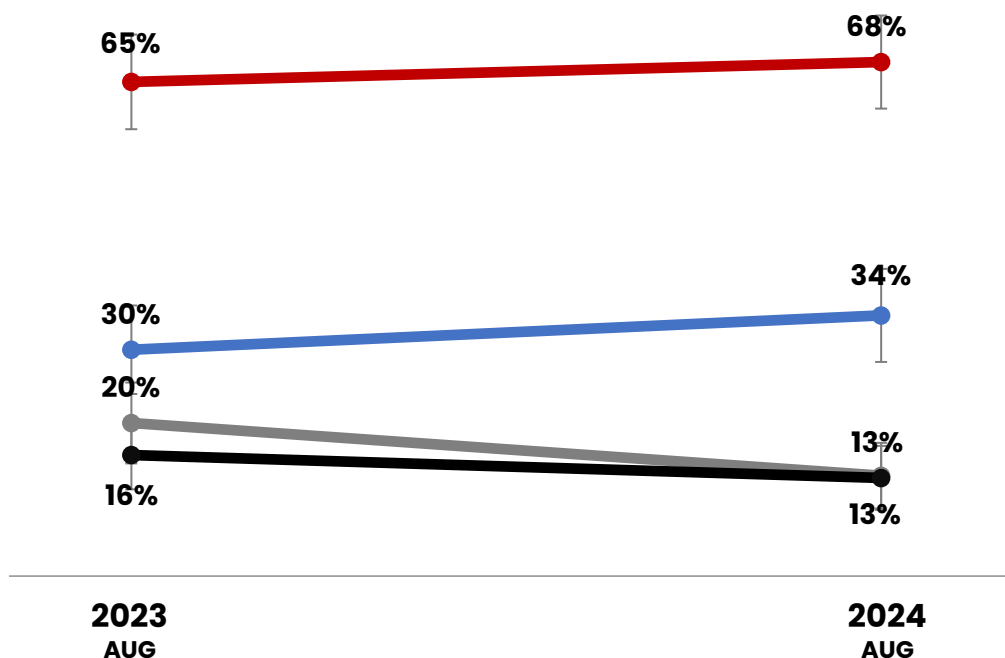
Disposable devices were used 'most often' by approximately two-thirds of youth who vaped in the past 30 days in New Zealand, in both 2023 and 2024. Cartridge/pod devices were used by around one-third, while refillable tanks were less popular. In 2024, approximately one in eight youth who vaped reporting using more than one device type 'most often'.



### Type of vaping device used most often

YOUTH AGED 16-19 WHO VAPED IN PAST 30 DAYS, 2023-2024, NZ N=646

● Disposable   
 ● Cartridge/pod   
 ● Refillable tank   
 ● Multiple products



"WHICH OF THE FOLLOWING TYPES OF E-CIGARETTES/ VAPING DEVICES DO YOU CURRENTLY USE MOST OFTEN?"  
 [DISPOSABLE (NOT REFILLABLE OR RECHARGEABLE) E-CIGARETTE/VAPING DEVICE; E-CIGARETTE/VAPING DEVICE WITH REPLACEABLE PRE-FILLED CARTRIDGES OR PODS; E-CIGARETTE/VAPING DEVICE WITH A TANK THAT YOU FILL WITH LIQUID; DON'T KNOW; REFUSED]; RESPONDENTS COULD SELECT MORE THAN ONE RESPONSE; PERCENTAGES WITHIN COUNTRY MAY NOT ADD TO 100. THOSE WHO SELECTED MORE THAN ONE TYPE ARE INCLUDED IN MORE THAN ONE GROUP.

# E-cigarette devices

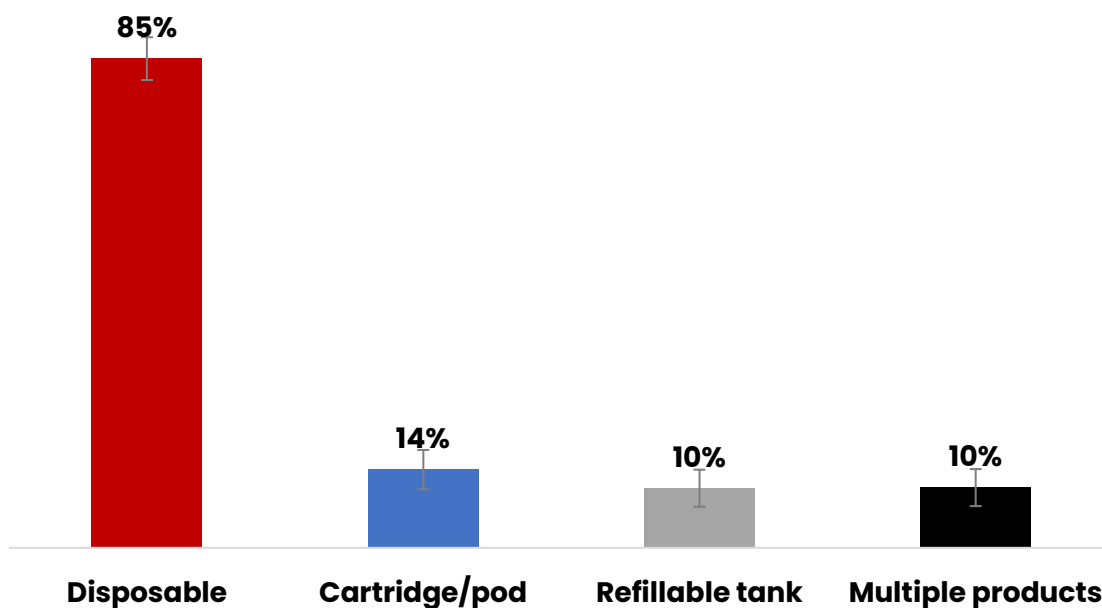
## Australia

In 2024, disposable devices were used 'most often' by the vast majority of youth who vaped in the past 30 days in Australia. Cartridge/pod devices were used by 14%, while refillable tanks were used by one in ten. One in ten youth who vaped reporting using more than one device type 'most often'.



### Type of vaping device used most often

YOUTH AGED 16-19 WHO VAPED IN PAST 30 DAYS, 2024, AUSTRALIA, N=613



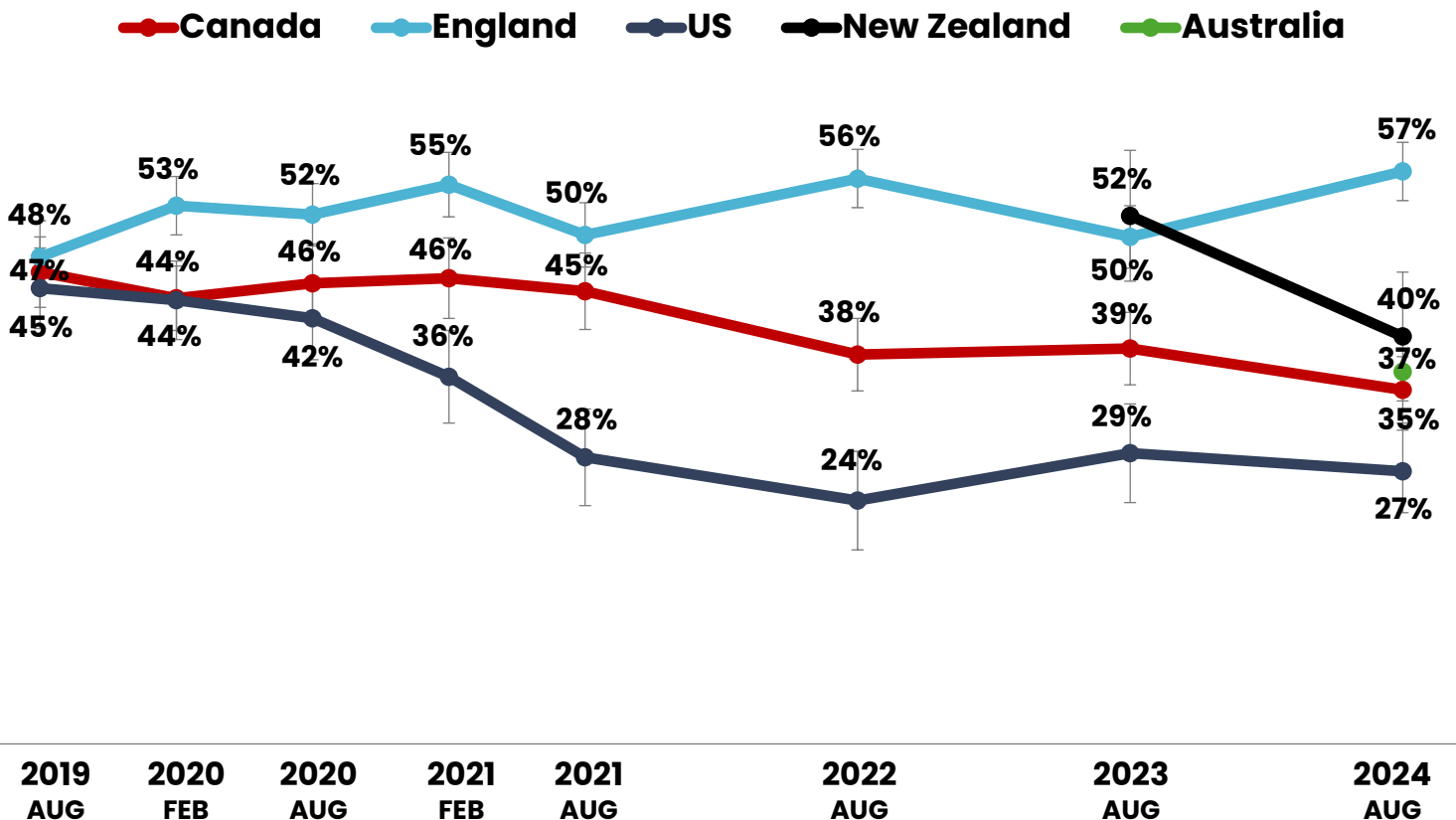
"WHICH OF THE FOLLOWING TYPES OF E-CIGARETTES/ VAPING DEVICES DO YOU CURRENTLY USE MOST OFTEN?"  
[DISPOSABLE (NOT REFILLABLE OR RECHARGEABLE) E-CIGARETTE/VAPING DEVICE; E-CIGARETTE/VAPING DEVICE WITH REPLACEABLE PRE-FILLED CARTRIDGES OR PODS; E-CIGARETTE/VAPING DEVICE WITH A TANK THAT YOU FILL WITH LIQUID; DON'T KNOW; REFUSED]; RESPONDENTS COULD SELECT MORE THAN ONE RESPONSE; PERCENTAGES WITHIN COUNTRY MAY NOT ADD TO 100. THOSE WHO SELECTED MORE THAN ONE TYPE ARE INCLUDED IN MORE THAN ONE GROUP.

# Purchasing cigarettes

Among youth who smoked in the past 12 months, more than half in England reported purchasing cigarettes in the past 12 months in most years. In 2024, other countries ranged from 27% (US) to 40% (New Zealand). The proportion of youth who smoked that reporting purchasing cigarettes decreased in the US after 2020, while it was more stable in Canada and England.

## Have you bought cigarettes in the past 12 months?

% 'YES', YOUTH AGED 16-19 WHO SMOKED IN PAST 12 MONTHS, 2019-2024  
 CA: N=7,079; EN: N=10,568; US: N=7,071; NZ: N=594; AU: N=1,004



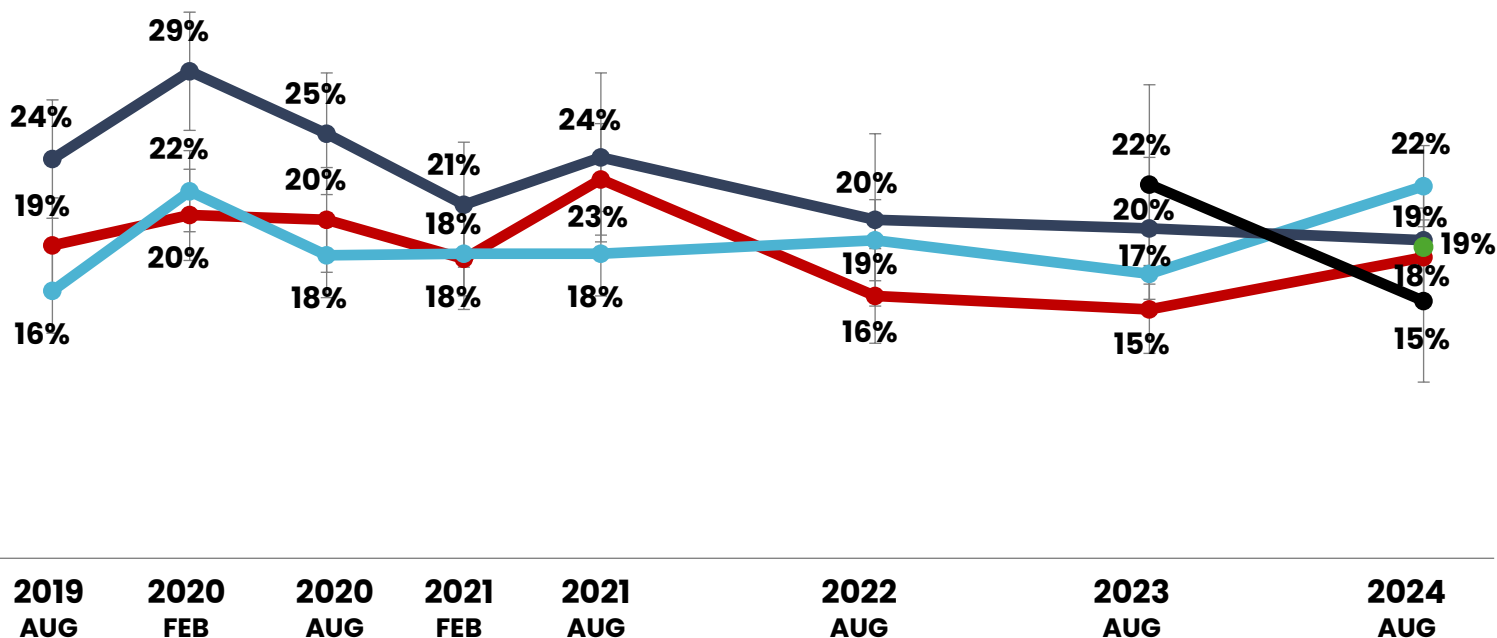
# Purchasing cigarettes – refusal

In 2024, among youth who smoked in the past 12 months, approximately one in five reported that someone had refused to sell them cigarettes in the past 12 months.

## In the past 12 months, did anyone refuse to sell you cigarettes because of your age?

% 'YES', YOUTH AGED 16-19 WHO SMOKED IN PAST 12 MONTHS, 2019-2024  
 CA: N=6,920; EN: N=10,490; US: N=6,908; NZ: N=592; AU: N=994

—●— Canada    —●— England    —●— US    —●— New Zealand    —●— Australia



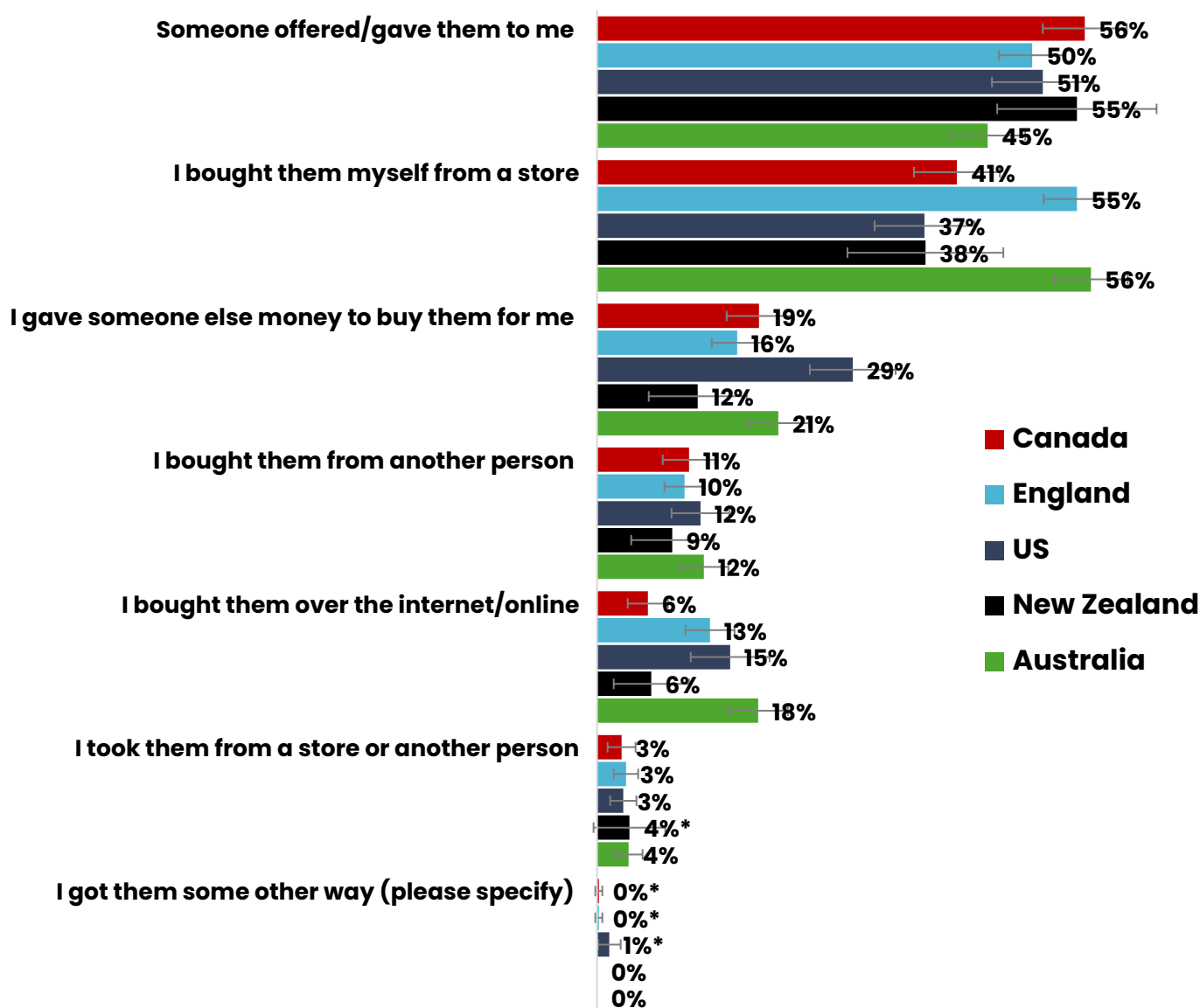
# Sources of cigarettes

In 2024, among youth who smoked in the past 30 days, approximately half reported being given/offered cigarettes by another person. Purchasing from a store was reported by more than half of those in England and Australia, and was the second-most selected source in Canada, the US, and New Zealand. Proxy purchasing was more common in the US than other countries.

## In the past 30 days, how did you get the cigarettes you smoked?

YOUTH AGED 16-19 WHO SMOKED IN PAST 30 DAYS, 2024

CA: N=488; EN: N=840; US: N=571; NZ: N=144; AU: N=615



\*HIGH VARIABILITY OF ESTIMATE (CV>0.33)

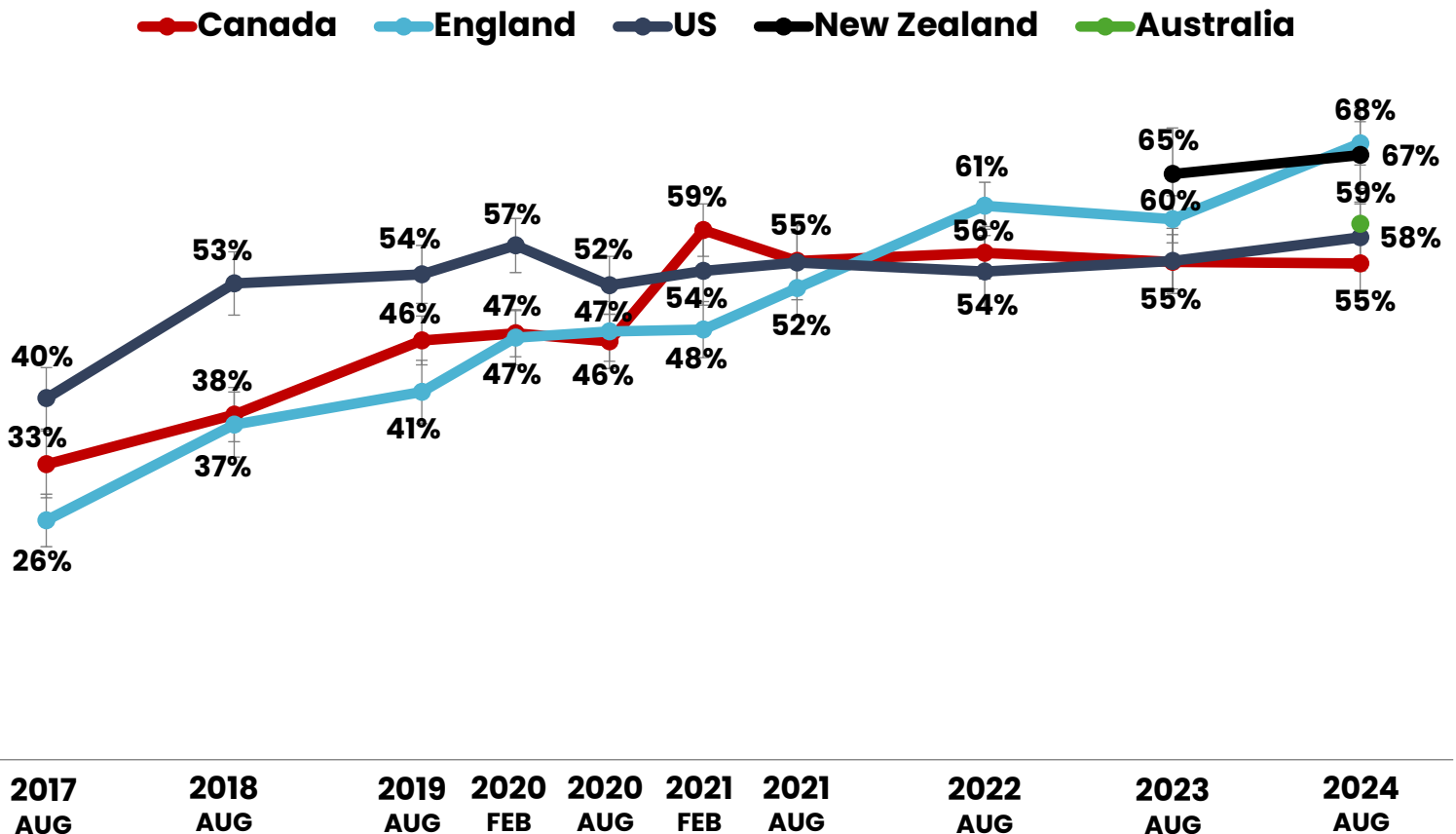
"IN THE PAST 30 DAYS, HOW DID YOU GET THE CIGARETTES YOU SMOKED?" (SELECT ALL THAT APPLY); DON'T KNOW AND REFUSED EXCLUDED FROM DENOMINATOR

# Purchasing e-cigarettes

In 2024, among youth who vaped in the past 12 months, the majority in each country reported purchasing e-cigarettes in the past 12 months. Over time, the proportion of youth who vaped in the past 12 months reporting purchasing e-cigarette products appeared to increase steadily in Canada and England until the most recent waves, while it plateaued in the US after 2018.

## Have you bought an e-cigarette/vaping device, cartridge or pod, or e-liquid in the past 12 months?

% 'YES', YOUTH AGED 16-19 WHO VAPED IN PAST 12 MONTHS, 2017-2024  
 CA: N=12,885; EN: N=13,639; US: N=13,789; NZ: N=918; AU: N=966



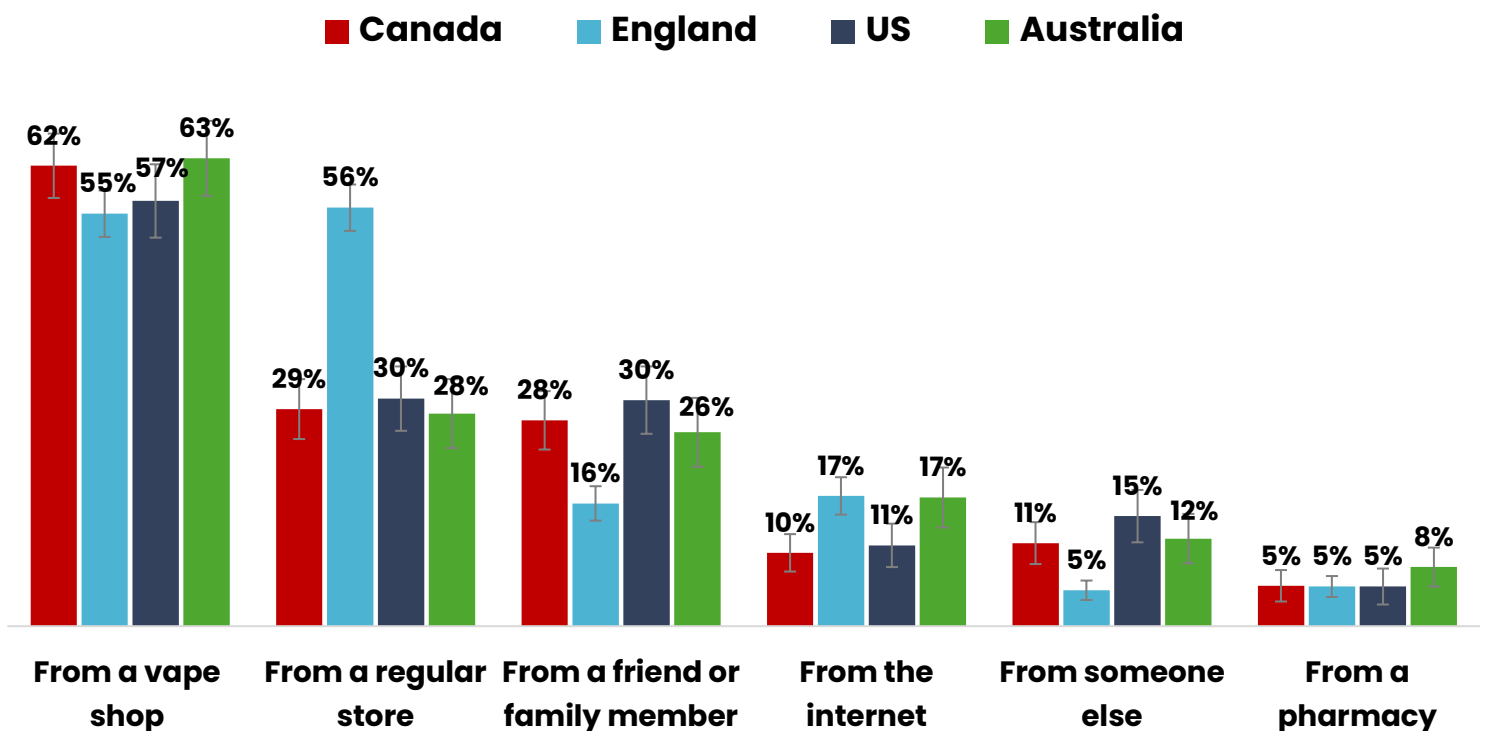
"HAVE YOU BOUGHT ANY OF THE FOLLOWING IN THE PAST 12 MONTHS? [YES/NO FOR EACH OF "E-CIGARETTE/ VAPING DEVICE", "CARTRIDGE OR POD (FOR AN E-CIGARETTE/VAPING DEVICE)", "E-LIQUID (FOR AN E-CIGARETTE/ VAPING DEVICE)"; DON'T KNOW AND REFUSED EXCLUDED FROM DENOMINATOR

# E-cigarette purchase location

Among youth who vaped in the past 12 months and who reported purchasing e-cigarette products in the past 12 months, the majority in each country selected vape shops as a purchase location in 2024. Regular stores (convenience stores, gas stations, supermarkets, etc.) were most common in England, selected by more than half of respondents, compared to less than one-third in Canada, the US, and Australia. Social sources of purchase were more common in the US.

## Where have you bought an e-cigarette/vaping device, cartridge, pod, or e-liquid in the past 12 months?

YOUTH AGED 16-19 WHO VAPED IN PAST 12 MONTHS AND WHO PURCHASED ECIGS IN PAST 12 MONTHS, 2024, CA: N=680; EN: N=1,279; US: N=800; AU: N=599



"WHERE HAVE YOU BOUGHT AN E-CIGARETTE/VAPING DEVICE, CARTRIDGE, POD, OR E-LIQUID IN THE PAST 12 MONTHS?" (SELECT ALL THAT APPLY); REFUSED EXCLUDED FROM DENOMINATOR; OTHER NOT SHOWN

# E-cigarette purchase location

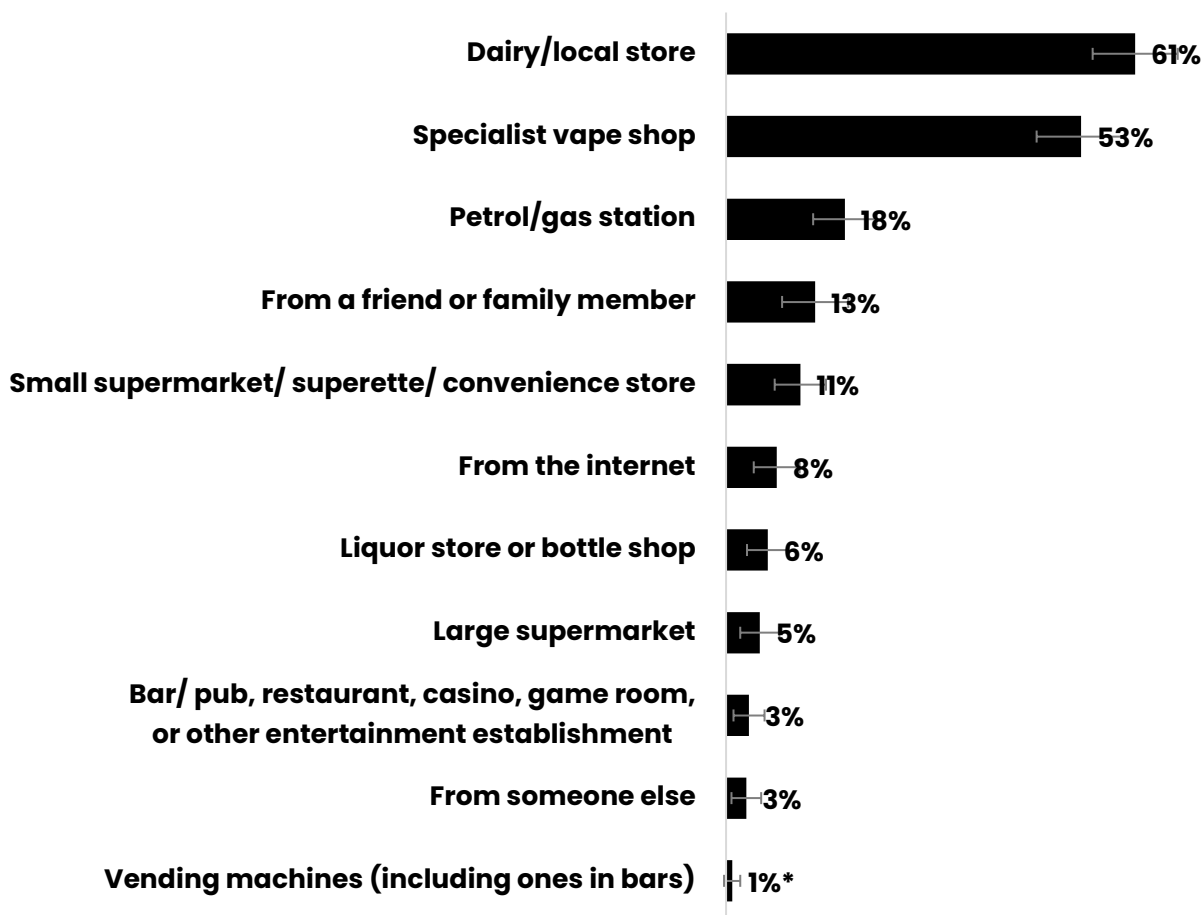
## New Zealand

In New Zealand, among youth who vaped in the past 12 months and who reported purchasing e-cigarette products in that time, more than half selected dairies/local stores and specialist vape shops as a purchase location. Gas stations were the next most common purchase location, at few than one in five. Social sources of purchase were less common.



### Where have you bought an e-cigarette/vaping device, cartridge, pod, or e-liquid in the past 12 months?

YOUTH AGED 16-19 WHO VAPED IN PAST 12 MONTHS AND WHO PURCHASED ECIGS IN PAST 12 MONTHS, 2024, NZ, N=289



\*HIGH VARIABILITY OF ESTIMATE (CV>0.33).

"WHERE HAVE YOU BOUGHT AN E-CIGARETTE/VAPING DEVICE, CARTRIDGE, POD, OR E-LIQUID IN THE PAST 12 MONTHS?" (SELECT ALL THAT APPLY), WITH RESPONSE OPTIONS SPECIFIC TO NEW ZEALAND; REFUSED EXCLUDED FROM DENOMINATOR; OTHER NOT SHOWN

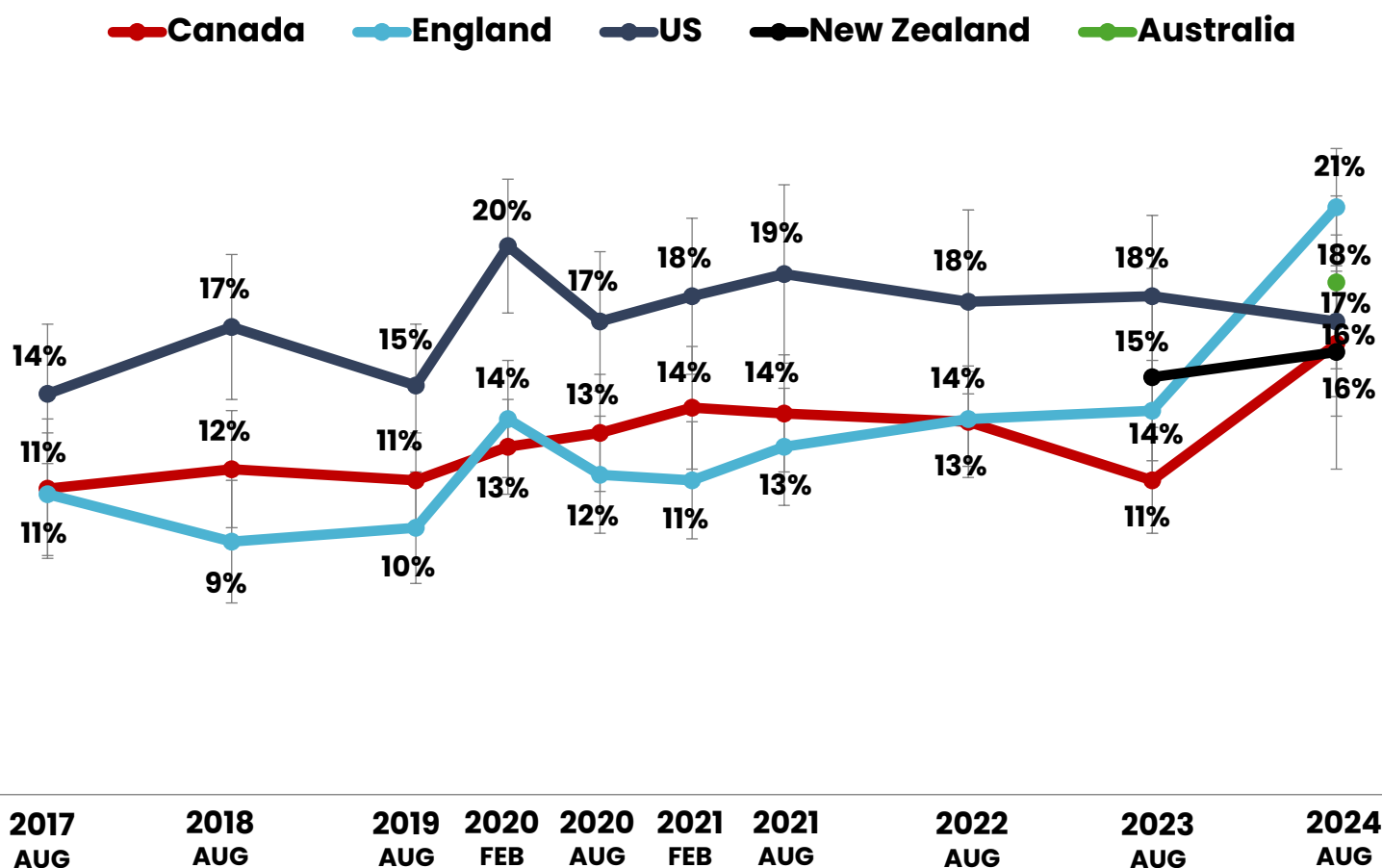
# Purchasing e-cigarettes - refusal

Among youth aged 16-19 who vaped in the past 12 months, the proportion who reported being refused when attempting to purchase e-cigarettes in the past 12 months was similar across countries in 2024. This proportion was fairly stable over time in countries with available data, but appeared to increase in 2024 in England and Canada. In earlier waves, estimates were slightly higher in the US.

## In the past 12 months, did anyone refuse to sell you an e-cigarette/vaping device, cartridge, pod, or e-liquid because of your age?

% 'YES', YOUTH AGED 16-19 WHO VAPED IN PAST 12 MONTHS, 2017-2024

CA: N=12,408; EN: N=13,339; US: N=13,343; NZ: N=891; AU: N=953



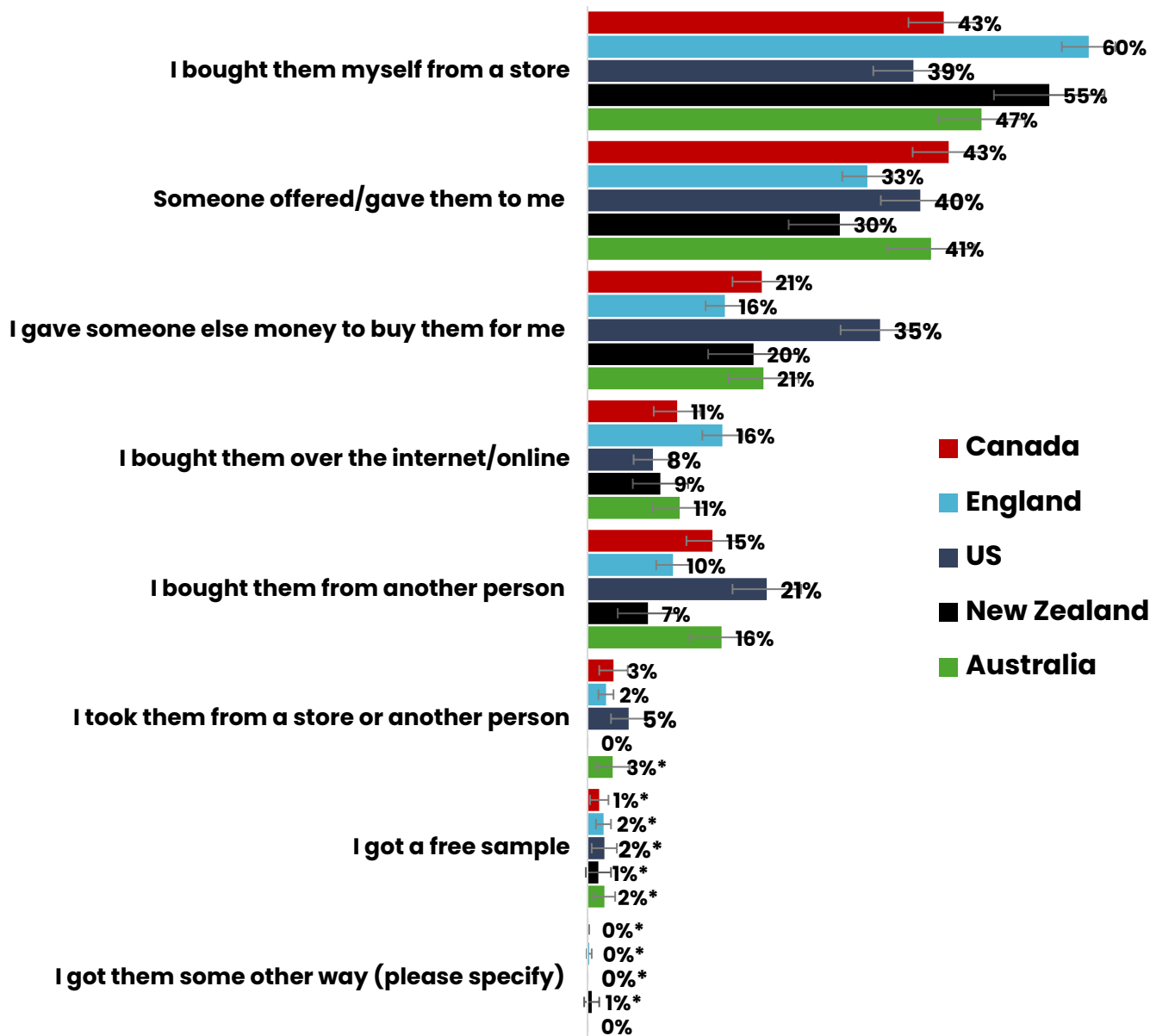
"IN THE PAST 12 MONTHS, DID ANYONE REFUSE TO SELL YOU AN E-CIGARETTE/VAPING DEVICE, CARTRIDGE, POD, OR E-LIQUID BECAUSE OF YOUR AGE?"; DON'T KNOW AND REFUSED EXCLUDED FROM DENOMINATOR

# Sources of e-cigarettes

In 2024, among youth who vaped in the past 30 days, purchasing from a store was the most commonly selected source of e-cigarettes among respondents in England, New Zealand, and Australia, while comparable proportions reported store purchases and being given e-cigarettes in the US and Canada. Various social sources were common, particularly in the US.

## How did you get the e-cigarettes you used in the past 30 days?

YOUTH AGED 16-19 WHO VAPED IN PAST 30 DAYS, 2024  
 CA: N=703; EN: N=1,230; US: N=839; NZ: N=289; AU: N=593



\*HIGH VARIABILITY OF ESTIMATE (CV>0.33)

"IN THE PAST 30 DAYS, HOW DID YOU GET THE ECIGARETTE(S)/VAPING DEVICE(S), CARTRIDGE(S), POD(S), OR ELIQUID(S) THAT YOU USED FOR VAPING?" (SELECT ALL THAT APPLY); DON'T KNOW AND REFUSED EXCLUDED FROM DENOMINATOR

# Sources of e-cigarettes

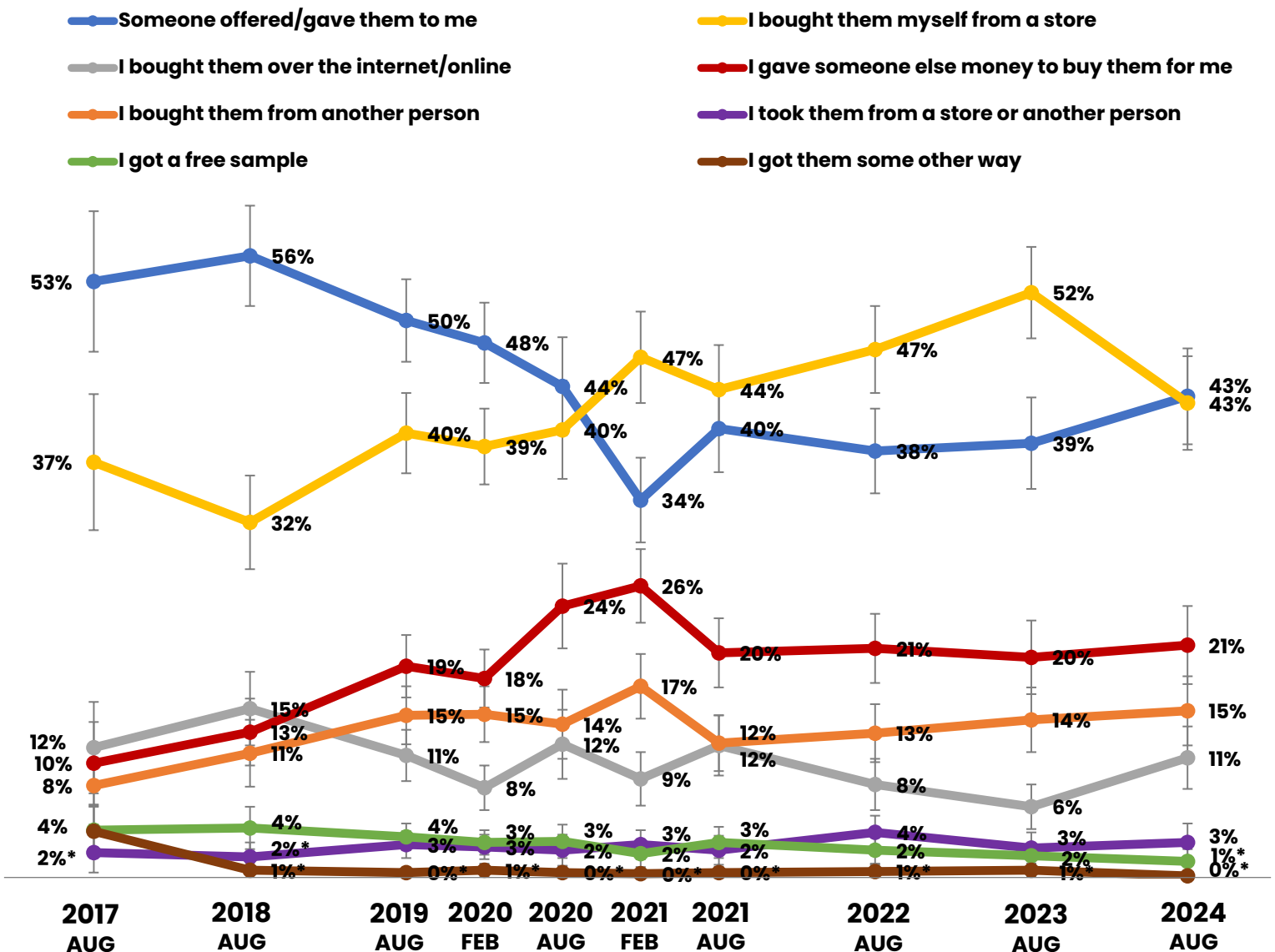
## Canada

In Canada, "someone offered/gave them to me" was most common in 2017 but decreased in popularity over time, while "bought myself from a store" increased to become the most frequently selected source of e-cigarettes among youth who vaped in the past 30 days from early 2021 to 2023; in 2024, these estimates were similar.



### How did you get the e-cigarettes you used in the past 30 days?

YOUTH AGED 16-19 WHO VAPED IN PAST 30 DAYS, 2017-2024, CANADA, N=6,875



\*HIGH VARIABILITY OF ESTIMATE (CV>0.33)

"IN THE PAST 30 DAYS, HOW DID YOU GET THE ECIGARETTE(S)/VAPING DEVICE(S), CARTRIDGE(S), POD(S), OR ELIQUID(S) THAT YOU USED FOR VAPING?" [SELECT ALL THAT APPLY]; DON'T KNOW AND REFUSED EXCLUDED FROM DENOMINATOR

# Sources of e-cigarettes

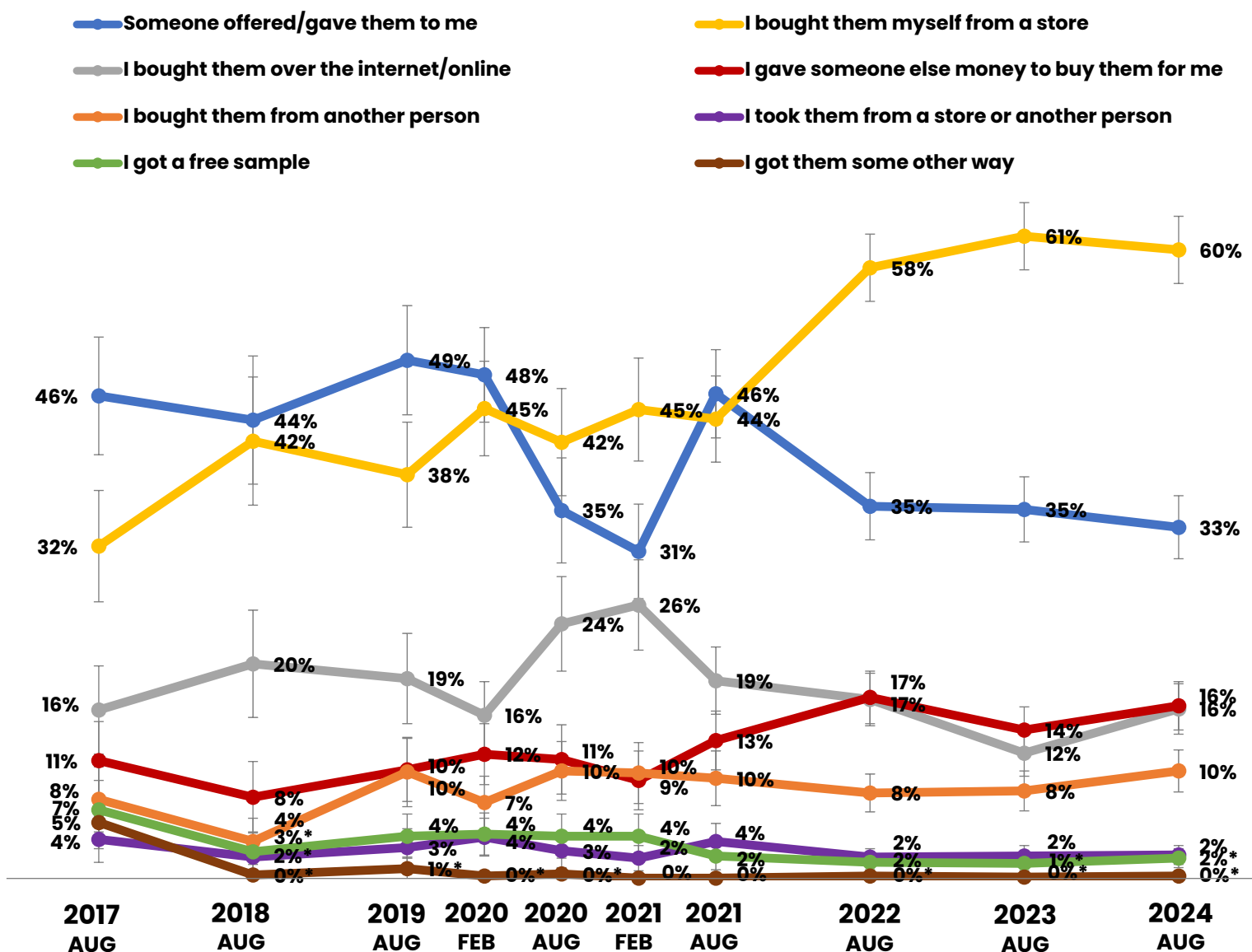
## England

In England, among youth who vaped in the past 30 days, the most frequently selected sources since 2017 were “someone offered/ gave them to me” and “bought myself from a store”; purchasing from a store increased to become the dominant source in the most recent waves.



### How did you get the e-cigarettes you used in the past 30 days?

YOUTH AGED 16-19 WHO VAPED IN PAST 30 DAYS, 2017-2024, ENGLAND, N=7,087



\*HIGH VARIABILITY OF ESTIMATE (CV>0.33)

"IN THE PAST 30 DAYS, HOW DID YOU GET THE ECIGARETTE(S)/VAPING DEVICE(S), CARTRIDGE(S), POD(S), OR ELIQUID(S) THAT YOU USED FOR VAPING?" [SELECT ALL THAT APPLY]; DON'T KNOW AND REFUSED EXCLUDED FROM DENOMINATOR

# Sources of e-cigarettes

## United States

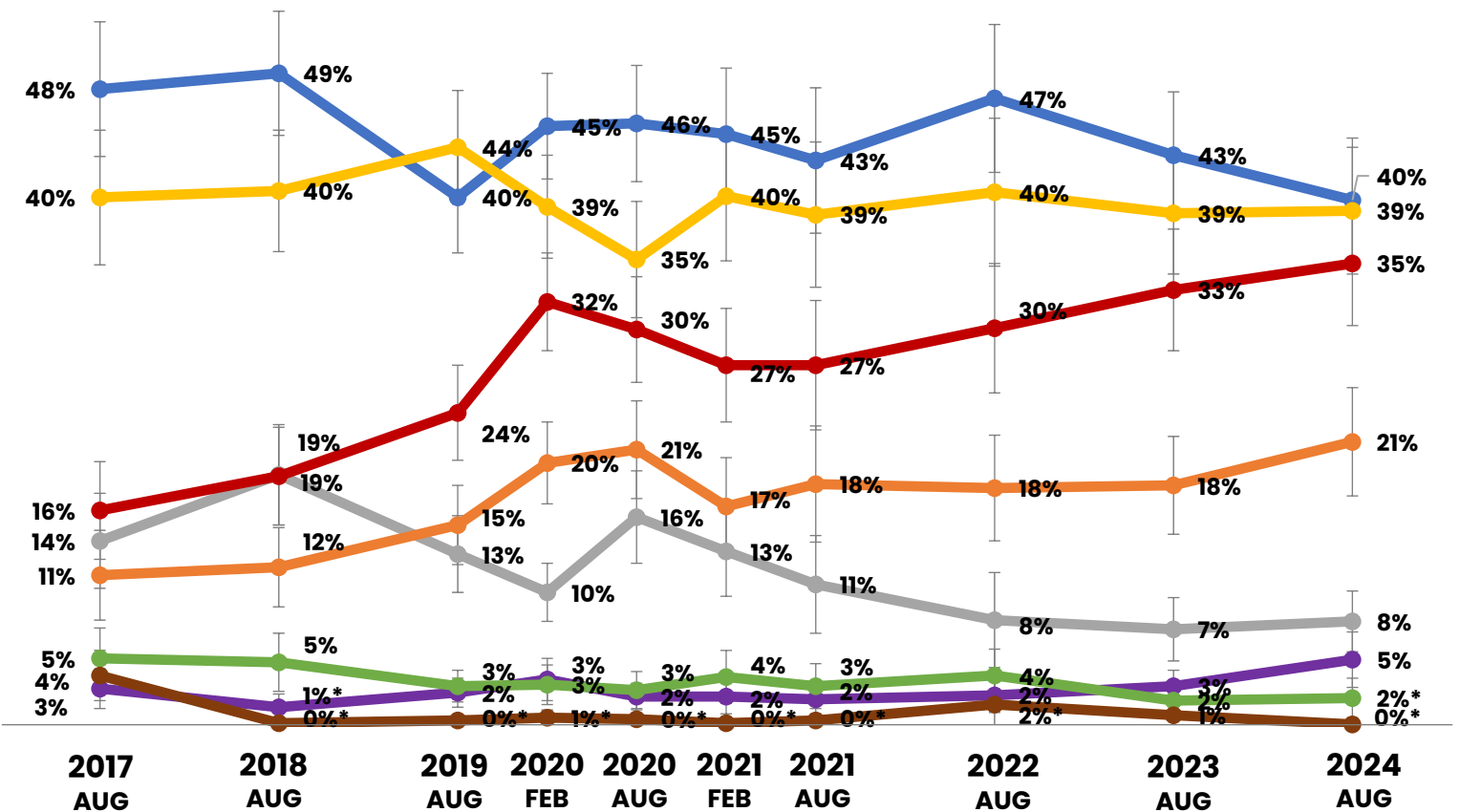
In the US, among youth who vaped in the past 30 days, the most frequently selected sources of e-cigarettes since 2017 were "someone offered/gave them to me" and "bought myself from a store". Purchasing through a proxy increased in 2020 and has remained near one-third since.



### How did you get the e-cigarettes you used in the past 30 days?

YOUTH AGED 16-19 WHO VAPED IN PAST 30 DAYS, 2017-2024, US, N=7,661

- Someone offered/gave them to me
- I bought them myself from a store
- I bought them over the internet/online
- I gave someone else money to buy them for me
- I bought them from another person
- I took them from a store or another person
- I got a free sample
- I got them some other way



\*HIGH VARIABILITY OF ESTIMATE (CV>0.33)

"IN THE PAST 30 DAYS, HOW DID YOU GET THE ECIGARETTE(S)/VAPING DEVICE(S), CARTRIDGE(S), POD(S), OR ELIQUID(S) THAT YOU USED FOR VAPING?" [SELECT ALL THAT APPLY]; DON'T KNOW AND REFUSED EXCLUDED FROM DENOMINATOR

# Sources of e-cigarettes

## New Zealand

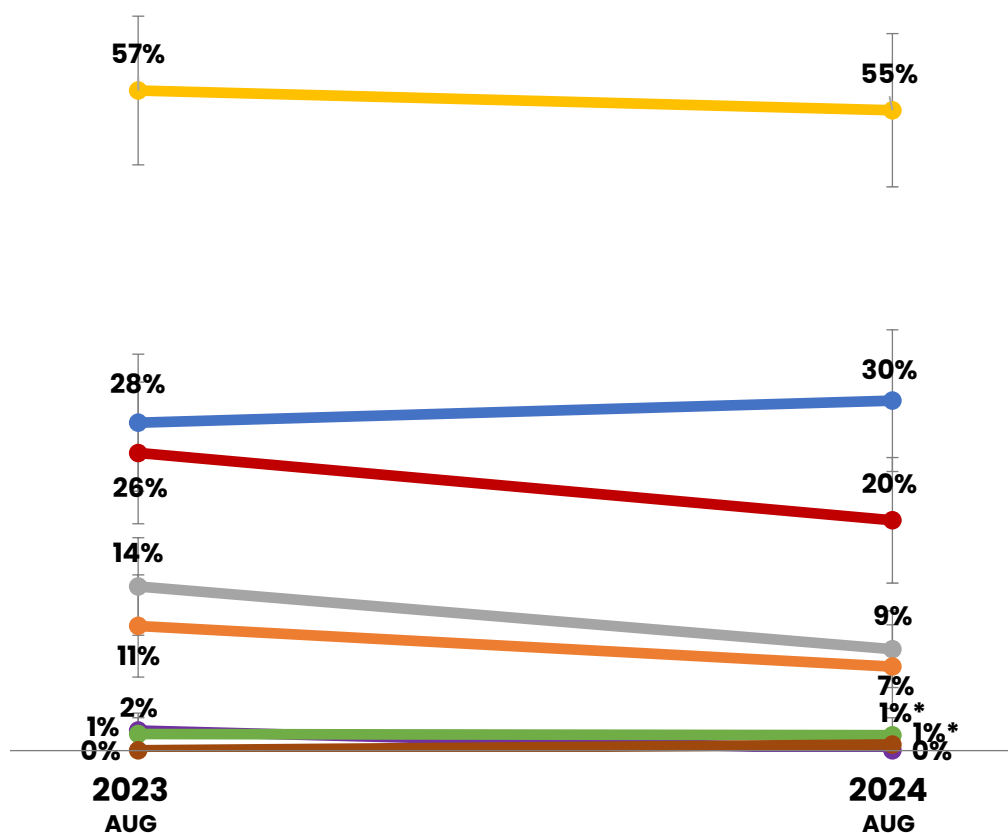
In New Zealand, more than half of youth who vaped in the past 30 days reported their source of e-cigarettes was “bought myself from a store” in both 2023 and 2024. The next most common source, at nearly one-third, was “someone offered/gave them to me”, followed by “gave someone else money to buy them for me”, at one in five.



### How did you get the e-cigarettes you used in the past 30 days?

YOUTH AGED 16-19 WHO VAPED IN PAST 30 DAYS, 2023-2024, NZ, N=624

- Someone offered/gave them to me
- I bought them myself from a store
- I bought them over the internet/online
- I gave someone else money to buy them for me
- I bought them from another person
- I took them from a store or another person
- I got a free sample
- I got them some other way



\*HIGH VARIABILITY OF ESTIMATE (CV>0.33)

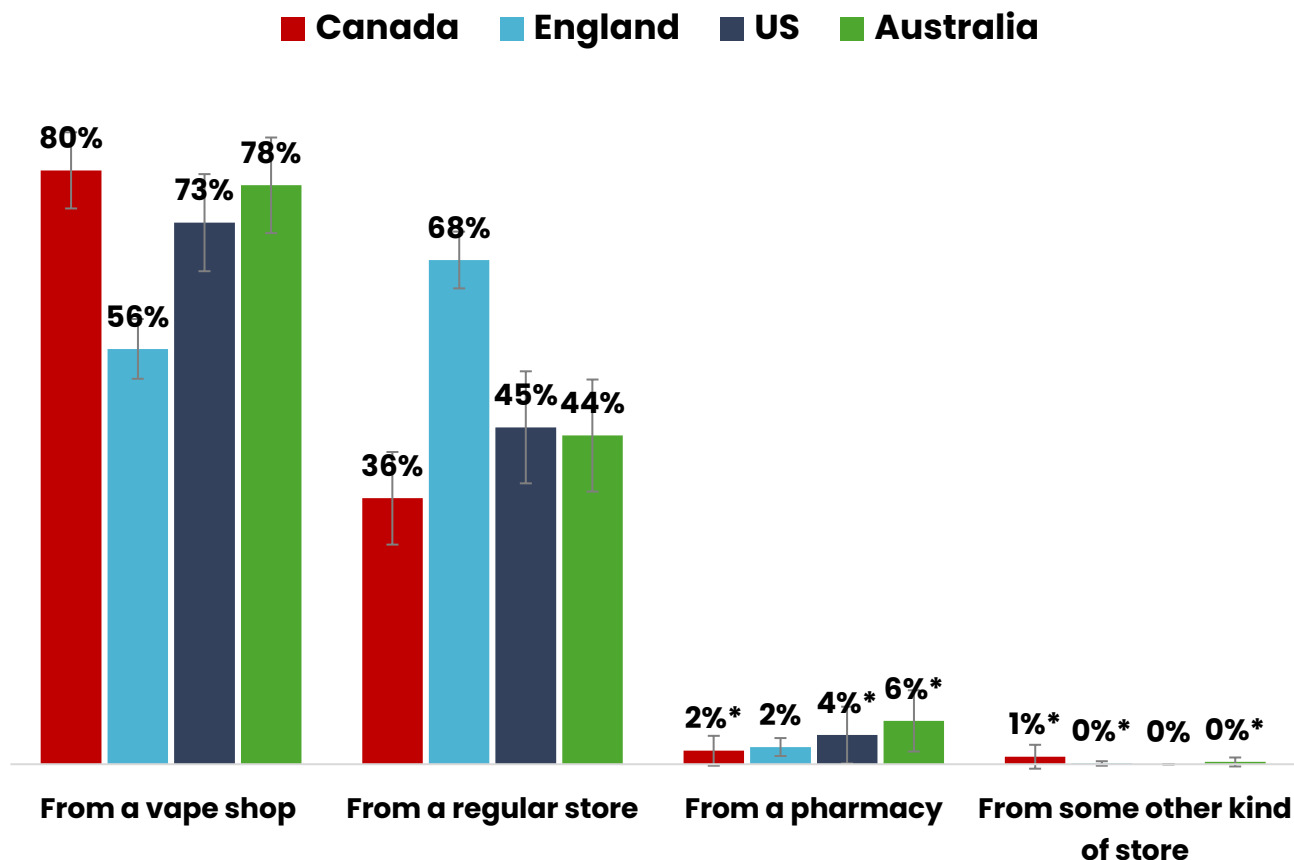
"IN THE PAST 30 DAYS, HOW DID YOU GET THE ECIGARETTE(S)/VAPING DEVICE(S), CARTRIDGE(S), POD(S), OR ELIQUID(S) THAT YOU USED FOR VAPING?" [SELECT ALL THAT APPLY]; DON'T KNOW AND REFUSED EXCLUDED FROM DENOMINATOR

# Sources of e-cigarettes - stores

Youth who vaped in the past 30 days and who said they bought e-cigarettes themselves from a store in the past 30 days were asked what kind of store they bought e-cigarettes from. In 2024, vape shops were the most commonly selected type of store in Canada, the US, and Australia, while regular stores/shops (convenience store, gas/petrol station, supermarket, etc.) were most commonly selected in England. Few purchased from pharmacies/chemists or other kinds of stores.

## What kind of store(s) did you buy e-cigarettes from?

YOUTH AGED 16-19 WHO VAPED IN PAST 30 DAYS AND WHO SELECTED 'I BOUGHT THEM MYSELF FROM A STORE' AS A PAST 30-DAY SOURCE, 2024  
 CA: N=310; EN: N=778; US: N=331; AU: N=309



\*HIGH VARIABILITY OF ESTIMATE (CV>0.33)

"YOU SAID YOU BOUGHT E-CIGARETTE(S)/VAPING DEVICE(S), CARTRIDGE(S), POD(S), OR E-LIQUID(S) YOURSELF FROM A STORE IN THE PAST 30 DAYS. WHAT KIND OF STORE(S) DID YOU BUY FROM?" [SELECT ALL THAT APPLY]; DON'T KNOW AND REFUSED EXCLUDED FROM DENOMINATOR

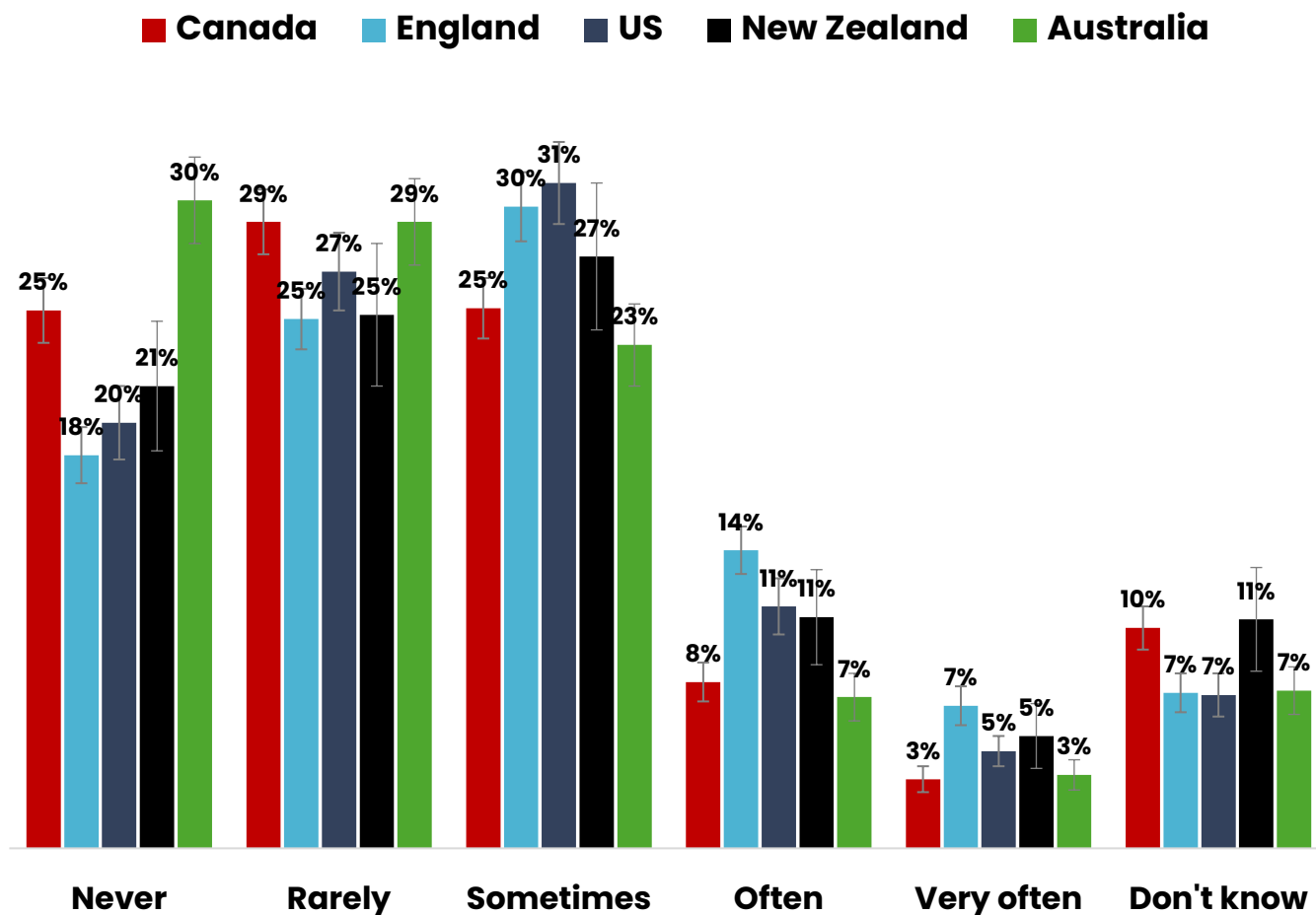
# Noticing e-cigarette marketing

In 2024, the majority of youth aged 16–19 reported noticing things that promote e-cigarettes or vaping in the past 30 days, though fewer in Canada and Australia compared to England, the US, and New Zealand. While most reported noticing these ‘rarely’ or ‘sometimes’, approximately 10% in Australia, 11% in Canada, 16% in the US and New Zealand, 21% in England and New Zealand reported seeing them ‘often’ or ‘very often’.

## Frequency of noticing e-cigarette ads in the past 30 days

YOUTH AGED 16–19, 2024

CA: N=4,154; EN: N=4,202; US: N=4,022; NZ: N=852; AU: N=2,770



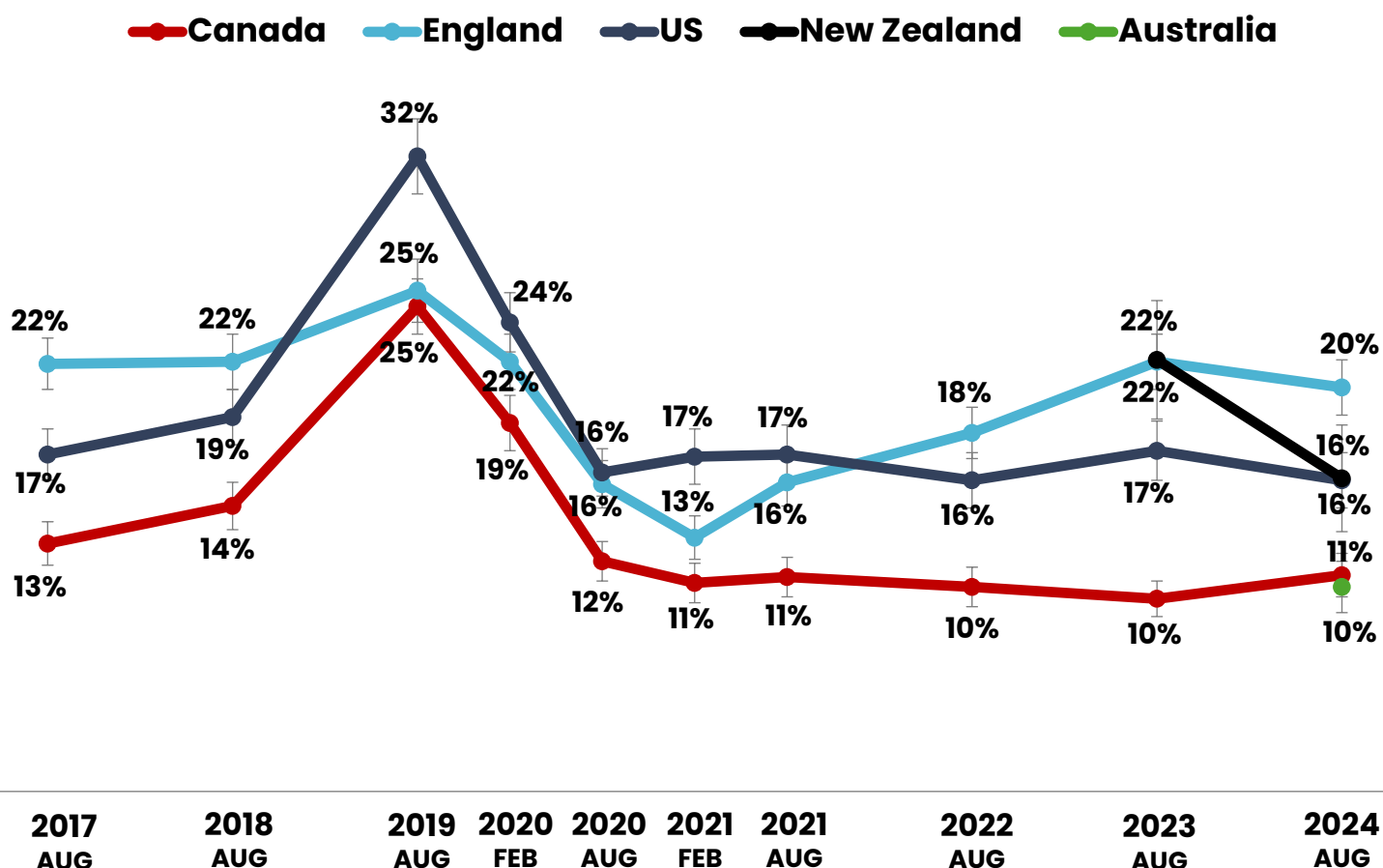
"IN THE LAST 30 DAYS, HOW OFTEN HAVE YOU NOTICED THINGS THAT PROMOTE E-CIGARETTES/VAPING?"  
[1. NEVER 2. RARELY 3. SOMETIMES 4. OFTEN 5. VERY OFTEN]; REFUSED EXCLUDED FROM DENOMINATOR

# Noticing e-cigarette marketing

In 2024, relatively few (less than one in five) youth aged 16-19 reported noticing things that promote e-cigarettes or vaping either 'often' or 'very often', and this proportion was lowest in Australia, at one in ten. Over time, frequent noticing of e-cigarette marketing appears to have peaked in 2019 before declining through 2020 and remaining low in Canada and the US, with some increase in England that was maintained in recent waves.

## Frequency of noticing e-cigarette ads 'often' or 'very often' in the past 30 days

YOUTH AGED 16-19, 2017-2024  
 CA: N=342,402; EN: N=41,242; US: N=45,634; NZ: N=1,871; AU: N=2,770



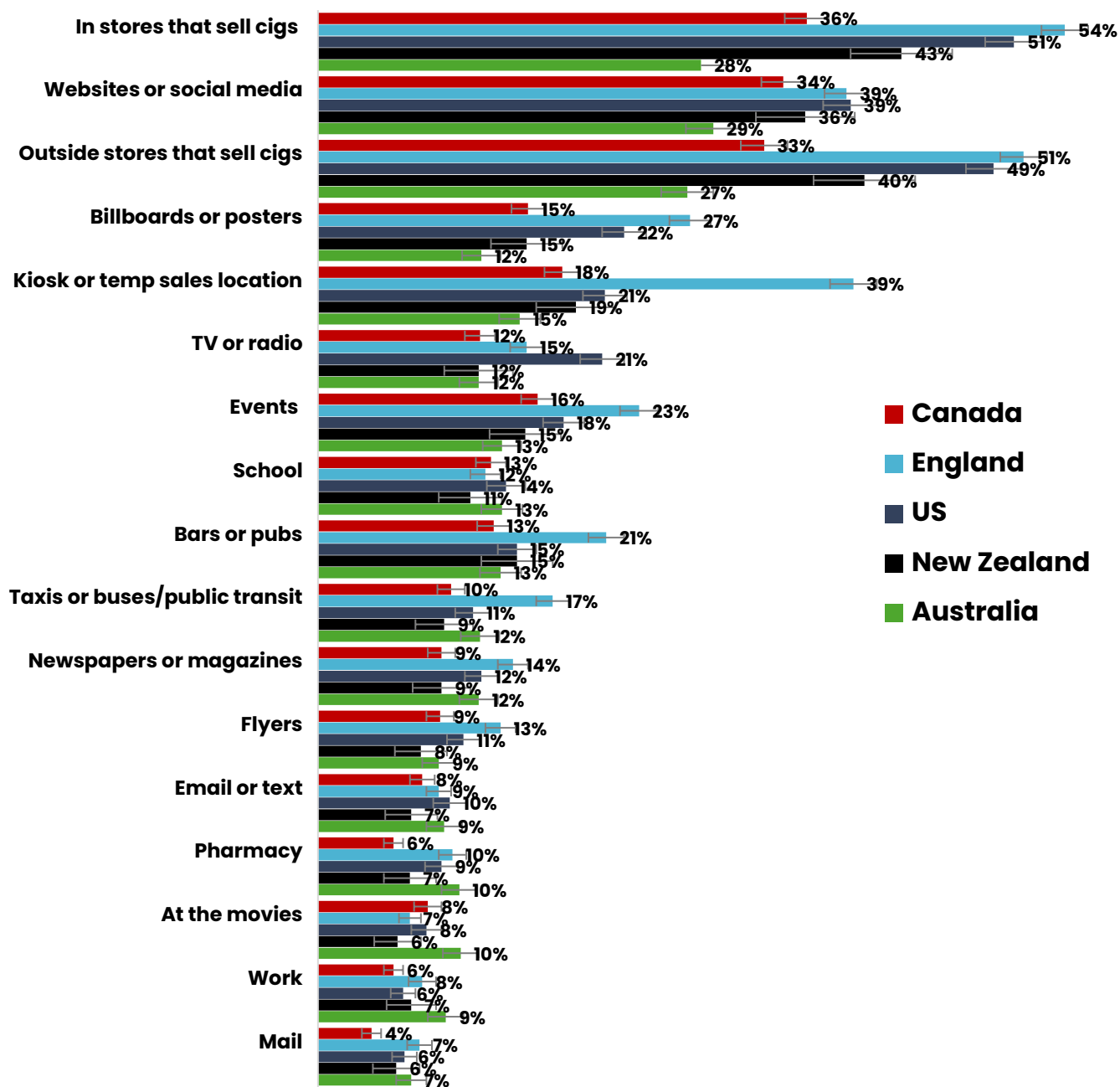
"IN THE LAST 30 DAYS, HOW OFTEN HAVE YOU NOTICED THINGS THAT PROMOTE E-CIGARETTES/VAPING?"  
 [1. NEVER 2. RARELY 3. SOMETIMES 4. OFTEN 5. VERY OFTEN]; REFUSED EXCLUDED FROM DENOMINATOR

# Noticing e-cigarette marketing

Among those who noticed any marketing in the past 30 days, approximately half of youth aged 16-19 in England and the US reported noticing e-cigarette marketing inside and outside stores that sell e-cigarettes; this was also common in other countries. Ads on websites or social media were noticed by approximately one-third of youth in Canada and New Zealand, and somewhat more in England and the US. Temporary sales locations were more common in England than other countries.

## Noticed e-cigarette ads in the past 30 days – by source

% 'YES', YOUTH AGED 16-19, 2024, CA: N=4,146; EN: N=4,189; US: N=4,011; NZ: N=847; AU: N=2,775



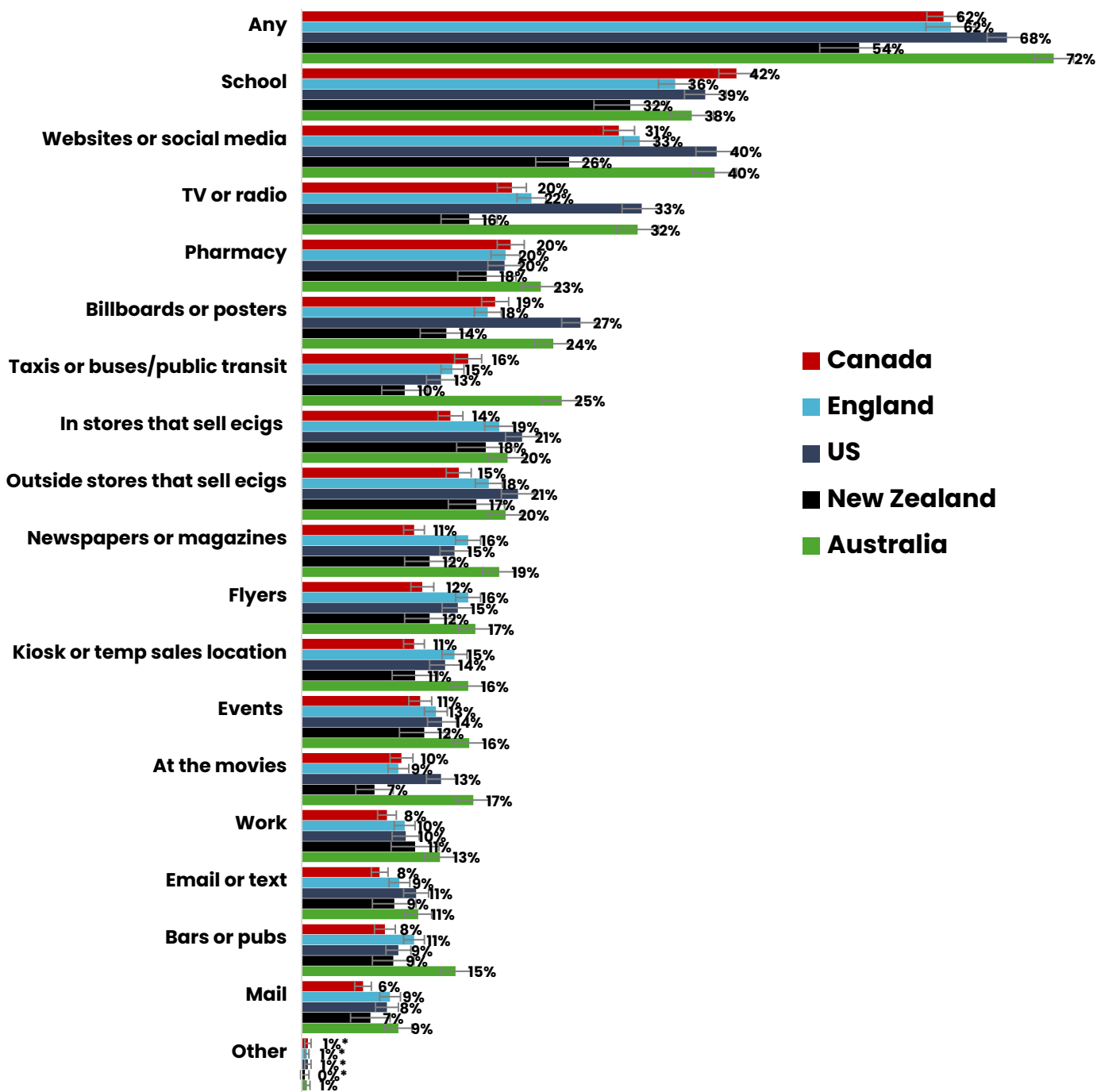
"IN THE LAST 30 DAYS, HAVE YOU NOTICED ECIGARETTES/VAPING DEVICES OR E-LIQUID BEING ADVERTISED IN ANY OF THE FOLLOWING PLACES" [YES/NO/DON'T KNOW/REFUSED FOR EACH SOURCE], AMONG RESPONDENTS WHO NOTICED ADVERTISING AT LEAST "RARELY" (72% OF ALL RESPONDENTS); REFUSED EXCLUDED FROM DENOMINATOR

# E-cigarette education – sources

When youth were asked about noticing education campaigns or messages about vaping in the past 12 months, school and websites/social media were the most common sources in all countries. Noticing messages online, as well as on TV or radio, or billboards or posters, was more common in the US and Australia than other countries.

## Noticing education or health messages about vaping

% 'YES' IN PAST 12 MONTHS, YOUTH AGED 16-19, 2024, N=15,538



\*HIGH VARIABILITY OF ESTIMATE (CV>0.33)

"IN THE PAST 12 MONTHS, HAVE YOU NOTICED EDUCATION CAMPAIGNS OR PUBLIC HEALTH MESSAGES ABOUT E-CIGARETTES/ VAPING IN ANY OF THE FOLLOWING PLACES?" [YES/NO FOR EACH SOURCE]; REFUSED EXCLUDED FROM DENOMINATOR

# E-cigarette education – sources

## Canada

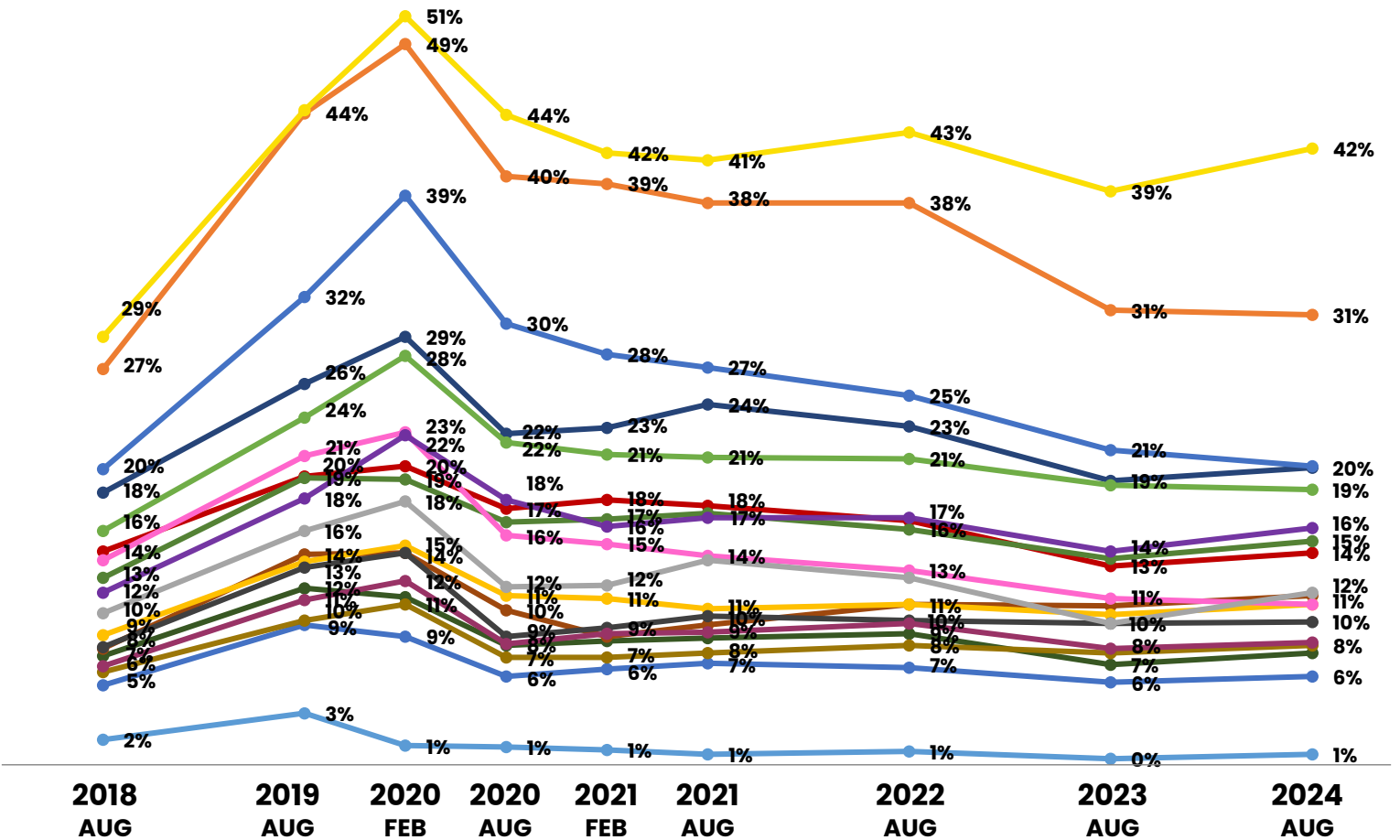
Since 2018, school and websites/social media have been the most commonly reported places that Canadian youth noticed education campaigns or messages about vaping; after peaking in early 2020, prevalence of noticing in these sources has been fairly stable, though websites appear to have decreased in the most recent waves.



### Exposure to education or health messages about vaping

% 'YES' IN PAST 12 MONTHS, YOUTH AGED 16-19, 2018-2023, CANADA, N=38,175

- Mail
- Websites or social media
- Email or text
- Bars or pubs
- In stores that sell ecigs
- Outside stores that sell ecigs
- Pharmacy
- Events
- Kiosk or temp sales location
- TV or radio
- Billboards or posters
- Newspapers or magazines
- At the movies
- Taxis or buses/public transit
- Flyers
- School
- Work
- Other



"IN THE PAST 12 MONTHS, HAVE YOU NOTICED EDUCATION CAMPAIGNS OR PUBLIC HEALTH MESSAGES ABOUT E-CIGARETTES/ VAPING IN ANY OF THE FOLLOWING PLACES?" [YES/NO FOR EACH SOURCE]; REFUSED EXCLUDED FROM DENOMINATOR

# E-cigarette education – sources England

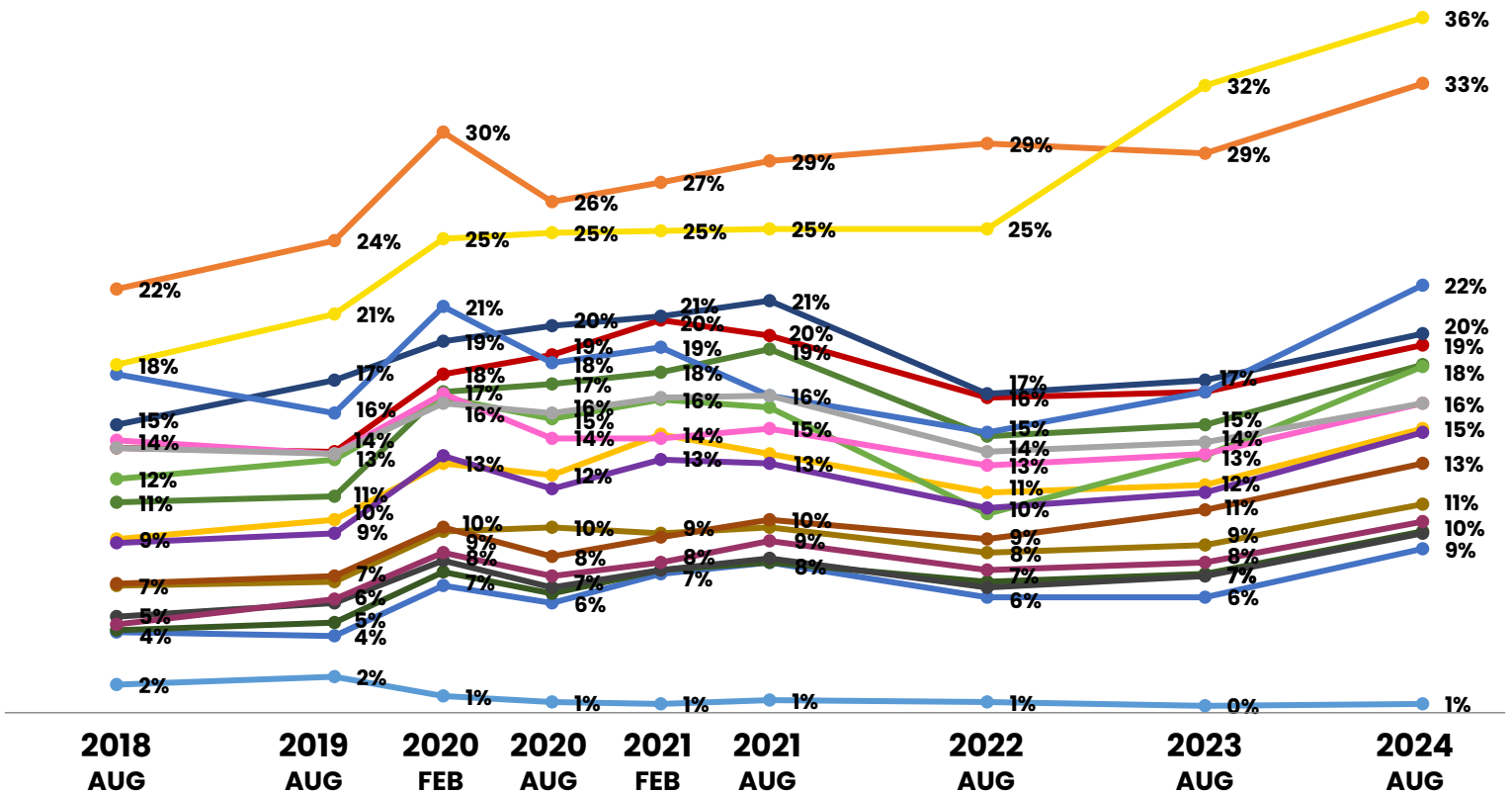
School and websites/social media were also the most commonly reported places that youth in England noticed education campaigns or messages about vaping, and these sources appeared to increase over time. There was little change over time in noticing through many other sources, but some indication of recent increases.



## Exposure to education or health messages about vaping

% 'YES' IN PAST 12 MONTHS, YOUTH AGED 16-19, 2018-2023, ENGLAND, N=37,159

- Mail
- Websites or social media
- Email or text
- Bars or pubs
- In stores that sell ecigs
- Outside stores that sell ecigs
- Pharmacy
- Events
- Kiosk or temp sales location
- TV or radio
- Billboards or posters
- Newspapers or magazines
- At the movies
- Taxis or buses/public transit
- Flyers
- School
- Work
- Other



"IN THE PAST 12 MONTHS, HAVE YOU NOTICED EDUCATION CAMPAIGNS OR PUBLIC HEALTH MESSAGES ABOUT E-CIGARETTES/ VAPING IN ANY OF THE FOLLOWING PLACES?" [YES/NO FOR EACH SOURCE]; REFUSED EXCLUDED FROM DENOMINATOR

# E-cigarette education - sources

## United States

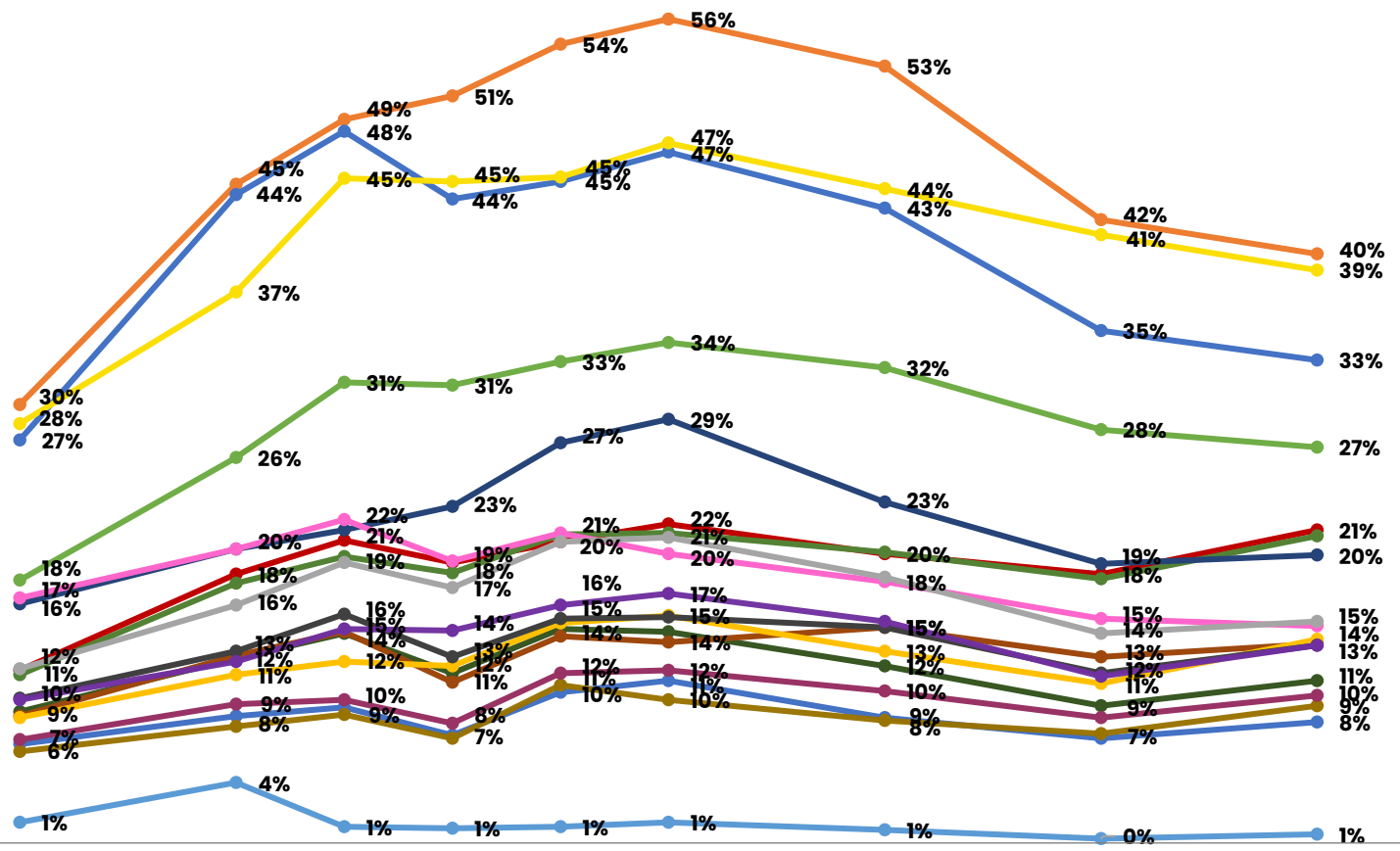
In the US, websites/social media, school, and TV or radio have been the most commonly reported places that youth noticed education campaigns or messages about vaping; noticing in these sources increased steeply (especially online) and remained high, but appears to have decreased in the most recent waves.



### Exposure to education or health messages about vaping

% 'YES' IN PAST 12 MONTHS, YOUTH AGED 16-19, 2018-2023, US, N=41,364

- Mail
- Websites or social media
- Email or text
- Bars or pubs
- In stores that sell ecigs
- Outside stores that sell ecigs
- Pharmacy
- Events
- Kiosk or temp sales location
- TV or radio
- Billboards or posters
- Newspapers or magazines
- At the movies
- Taxis or buses/public transit
- Flyers
- School
- Work
- Other



"IN THE PAST 12 MONTHS, HAVE YOU NOTICED EDUCATION CAMPAIGNS OR PUBLIC HEALTH MESSAGES ABOUT E-CIGARETTES/ VAPING IN ANY OF THE FOLLOWING PLACES?" [YES/NO FOR EACH SOURCE]; REFUSED EXCLUDED FROM DENOMINATOR

# E-cigarette education - sources

## New Zealand

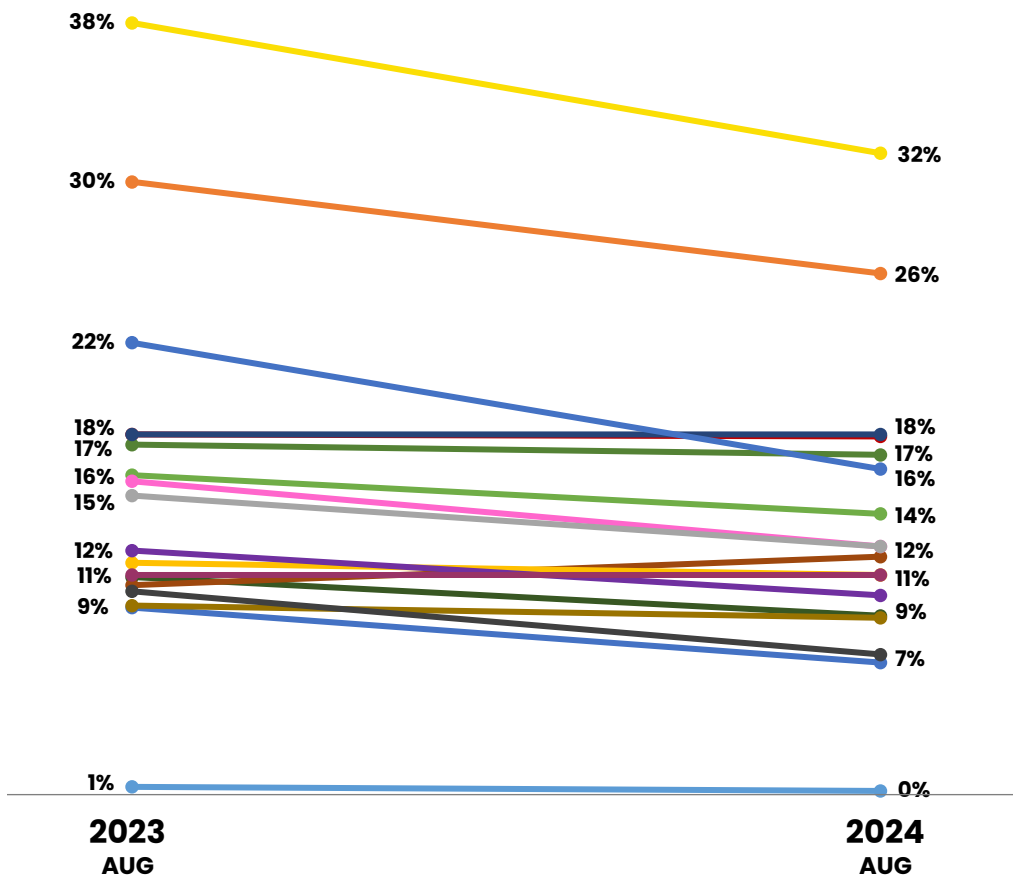
In New Zealand, school and websites/social media were the most commonly reported places that youth noticed education campaigns or messages about vaping in 2023 and 2024. There was little change between waves in noticing through most sources.



### Exposure to education or health messages about vaping

% 'YES' IN PAST 12 MONTHS, YOUTH AGED 16-19, 2023-2024, NZ, N=1,868

- Mail
- Websites or social media
- Email or text
- Bars or pubs
- In stores that sell ecigs
- Outside stores that sell ecigs
- Pharmacy
- Events
- Kiosk or temp sales location
- TV or radio
- Billboards or posters
- Newspapers or magazines
- At the movies
- Taxis or buses/public transit
- Flyers
- School
- Work
- Other



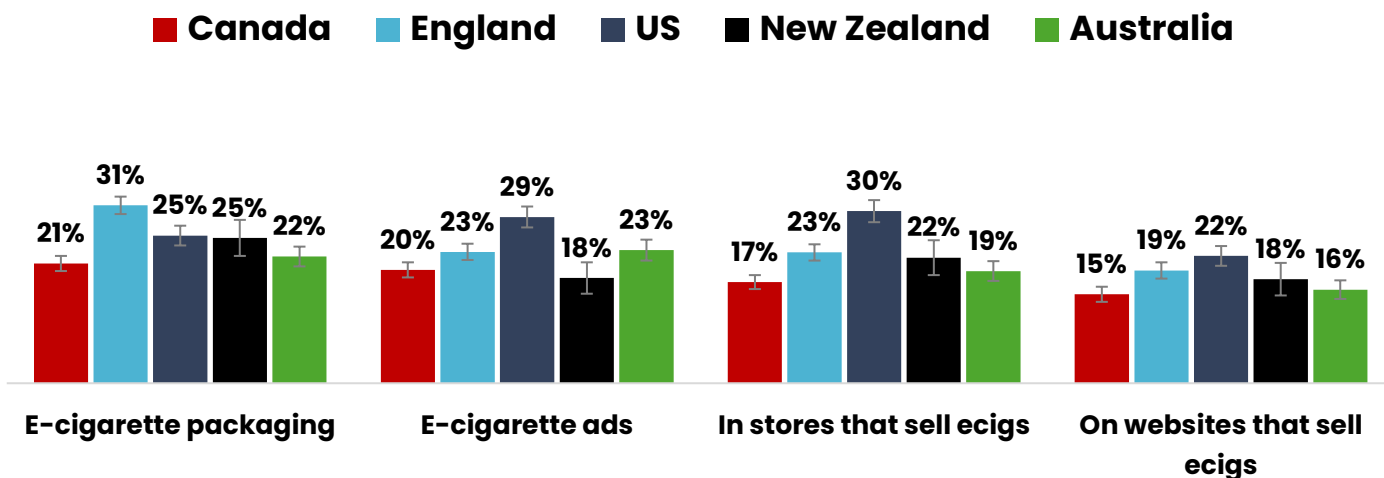
"IN THE PAST 12 MONTHS, HAVE YOU NOTICED EDUCATION CAMPAIGNS OR PUBLIC HEALTH MESSAGES ABOUT E-CIGARETTES/ VAPING IN ANY OF THE FOLLOWING PLACES?" [YES/NO FOR EACH SOURCE]; REFUSED EXCLUDED FROM DENOMINATOR

# Noticing e-cigarette warnings

In 2024, among all respondents, more youth in England reported noticing health warnings on e-cigarette packaging, and more youth in the US reported seeing them on advertisements, in stores and on websites that sell e-cigarettes. Fewer youth in Canada reported noticing warnings in most sources. Among youth who vaped in the past 30 days, proportions noticing in each source were greater; more in the US reported noticing warnings.

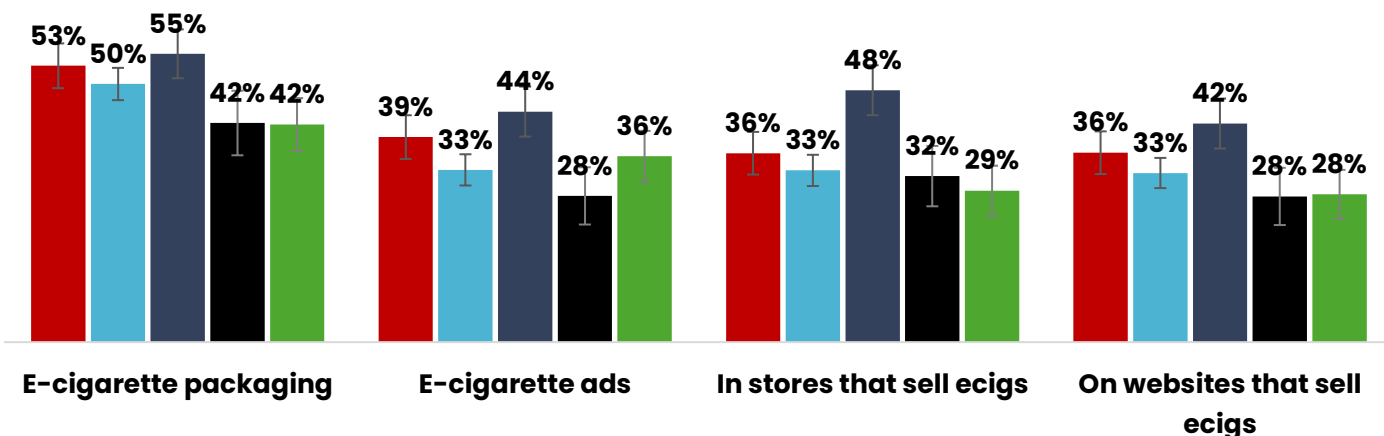
## Noticing e-cigarette health warnings in the past 30 days

ALL YOUTH AGED 16-19, 2024, N=15,934



## Noticing e-cigarette health warnings in the past 30 days

YOUTH AGED 16-19 WHO VAPED IN PAST 30 DAYS, 2024, N=3,791



"IN THE LAST 30 DAYS, HAVE YOU NOTICED ANY HEALTH WARNINGS FOR E-CIGARETTES/VAPING DEVICES, CARTRIDGES, PODS, OR E-LIQUIDS IN THE FOLLOWING PLACES?..."; REFUSED EXCLUDED FROM DENOMINATOR

# Noticing e-cigarette warnings

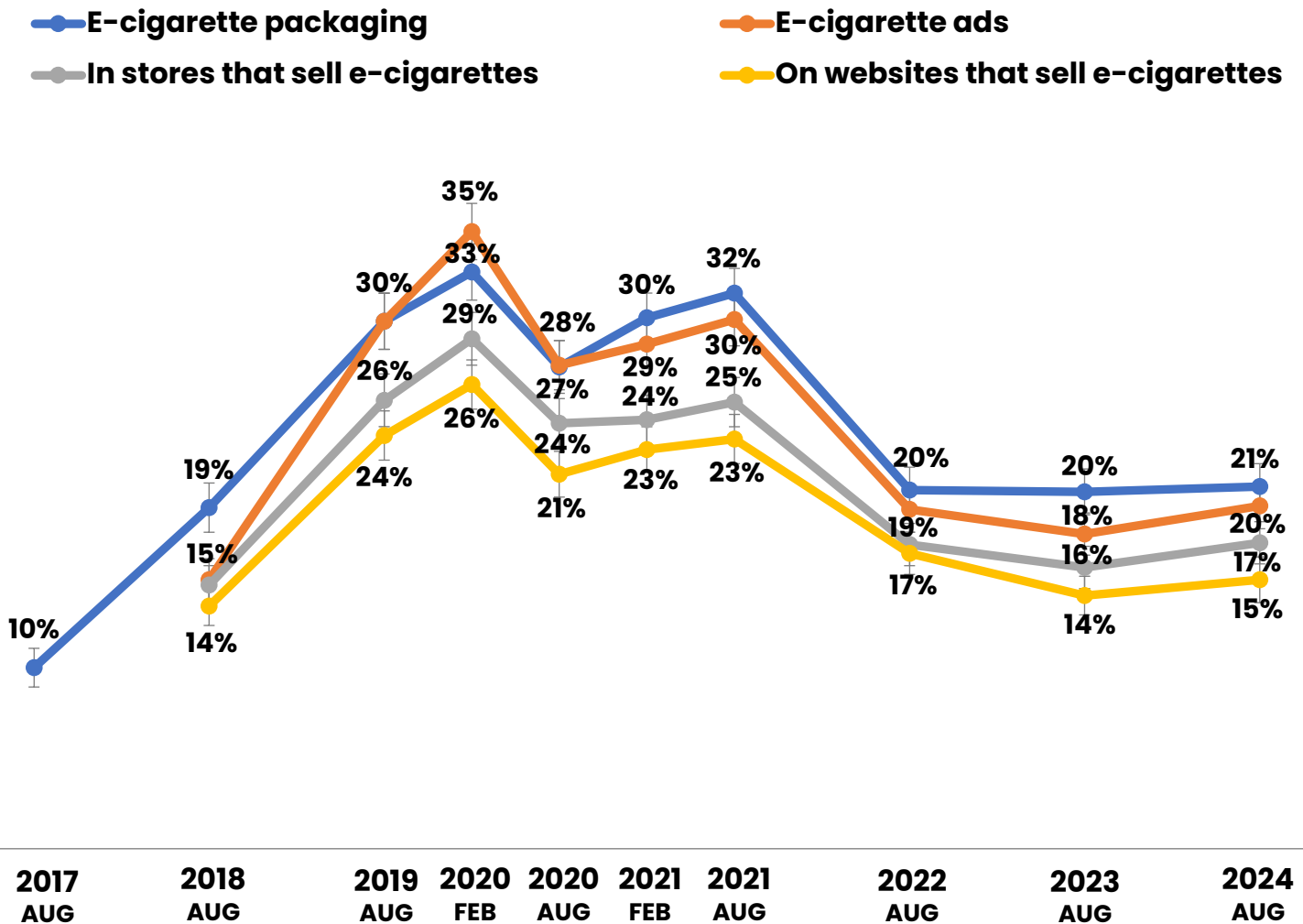
## Canada

The proportion of youth in Canada who reported noticing health warnings for e-cigarettes varied, but all sources generally peaked in 2019–2021 before dropping to approximately one in five or fewer in recent waves. Noticing on packaging and on e-cigarette advertisements were the most prevalent sources in all years.



### Noticing e-cigarette health warnings in the past 30 days

YOUTH AGED 16-19, 2017-2024, CANADA, N=46,368



WAVE 1: "IN THE LAST 30 DAYS, HAVE YOU NOTICED ANY HEALTH WARNINGS ON THE PACKAGING OF E-CIGARETTES/VAPING DEVICES, CARTRIDGES OR E-LIQUIDS?"; WAVE 2 ON: "IN THE LAST 30 DAYS, HAVE YOU NOTICED ANY HEALTH WARNINGS FOR E-CIGARETTES/VAPING DEVICES, CARTRIDGES, PODS, OR E-LIQUIDS IN THE FOLLOWING PLACES?..." [YES/NO/DON'T KNOW/ REFUSED FOR EACH]; REFUSED EXCLUDED FROM DENOMINATOR

# Noticing e-cigarette warnings

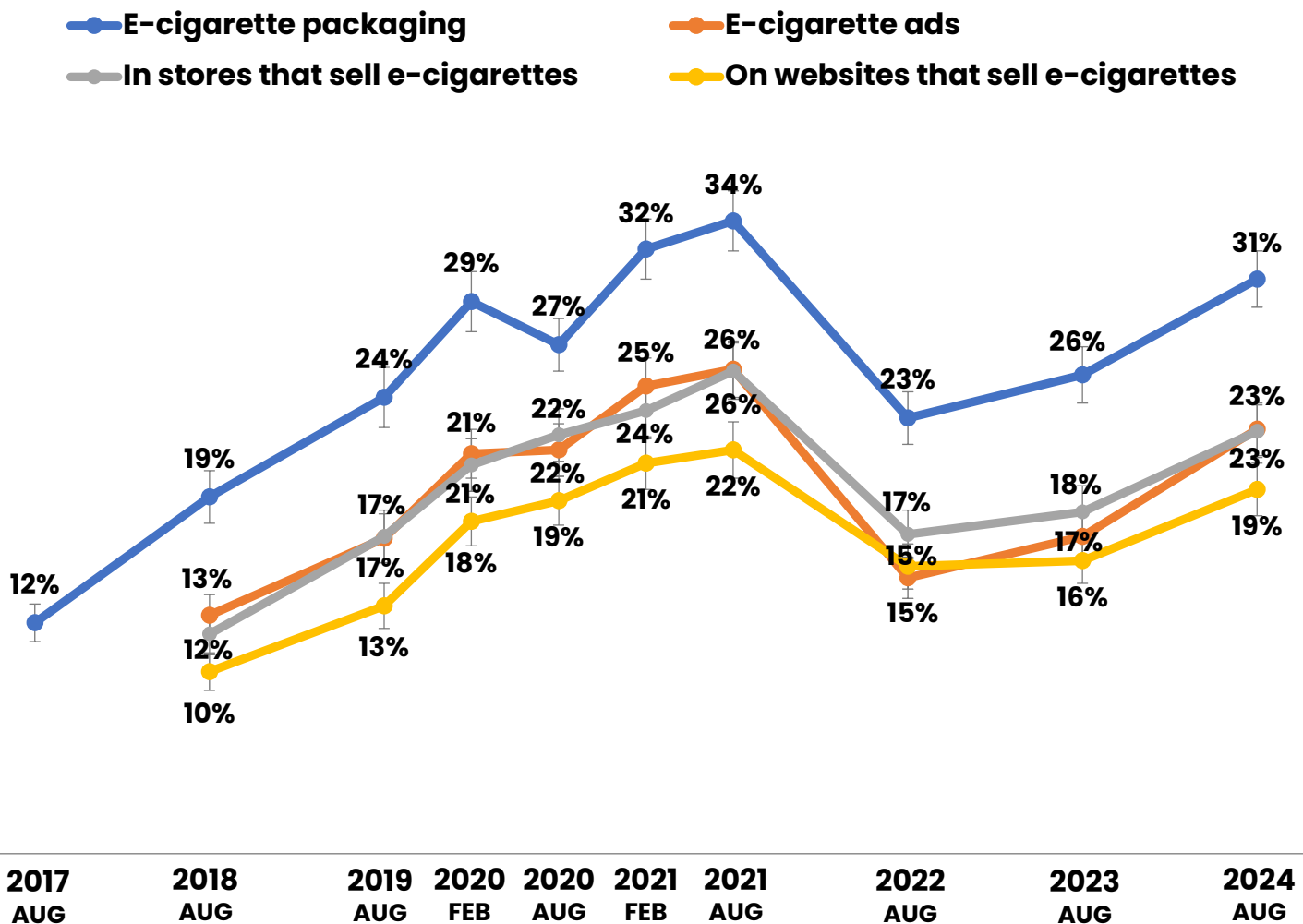
## England

In England, noticing health warnings for e-cigarettes on packaging was the most prevalent in all years. Noticing in all sources appears to have increased steadily over time until 2021, before falling sharply in 2022 and then rebounding in the most recent waves.



### Noticing e-cigarette health warnings in the past 30 days

YOUTH AGED 16-19, 2017-2024, ENGLAND, N=41,100



WAVE 1: "IN THE LAST 30 DAYS, HAVE YOU NOTICED ANY HEALTH WARNINGS ON THE PACKAGING OF E-CIGARETTES/VAPING DEVICES, CARTRIDGES OR E-LIQUIDS?"; WAVE 2 ON: "IN THE LAST 30 DAYS, HAVE YOU NOTICED ANY HEALTH WARNINGS FOR E-CIGARETTES/VAPING DEVICES, CARTRIDGES, PODS, OR E-LIQUIDS IN THE FOLLOWING PLACES?..." [YES/NO/DON'T KNOW/ REFUSED FOR EACH]; REFUSED EXCLUDED FROM DENOMINATOR

# Noticing e-cigarette warnings

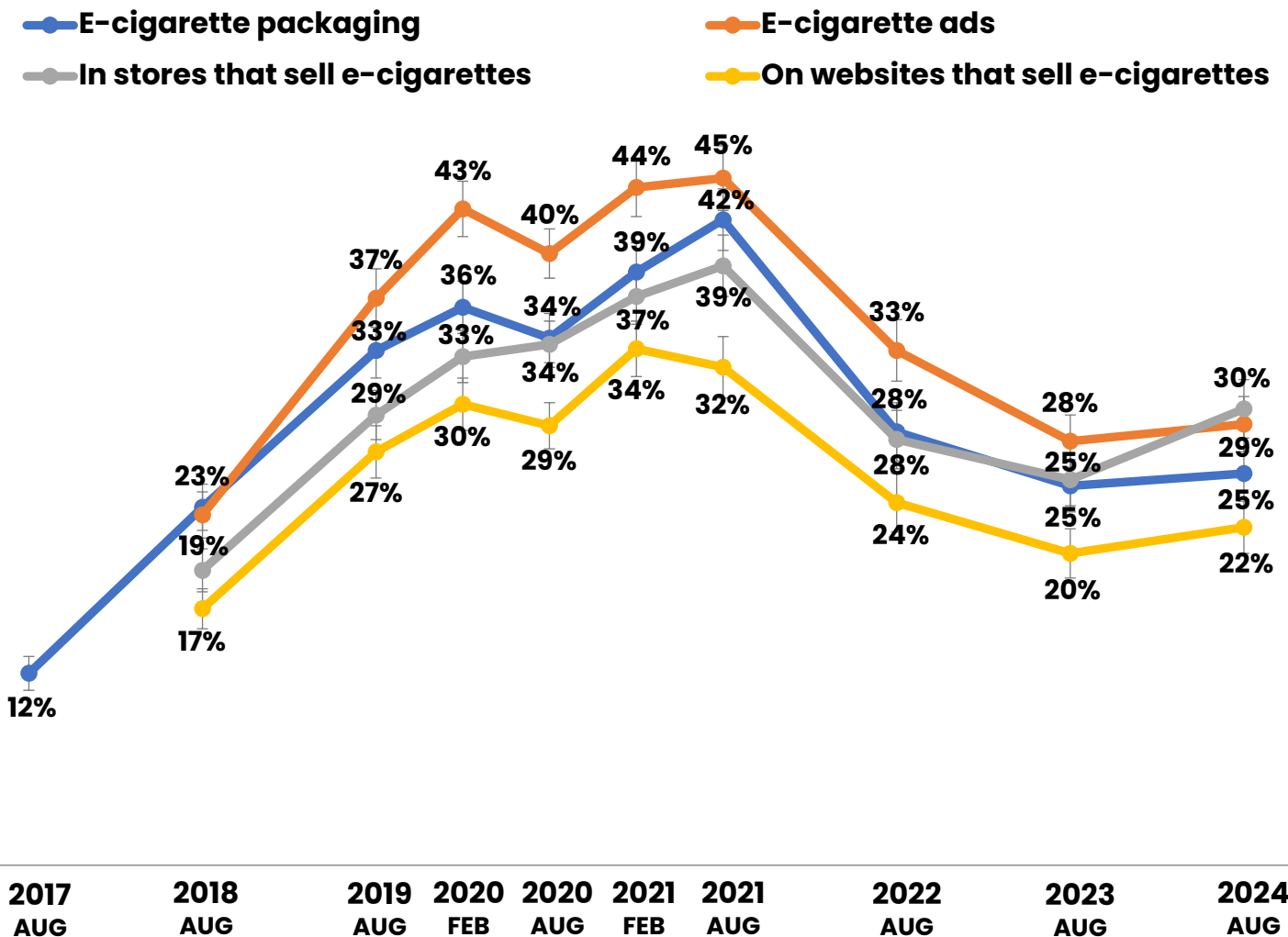
## United States

In the US, the proportion of youth who reported noticing health warnings for e-cigarettes generally increased over time until 2021, before dropping in 2022 and stabilizing in the most recent waves. Noticing on e-cigarette advertisements was the most prevalent in most years.



### Noticing e-cigarette health warnings in the past 30 days

YOUTH AGED 16-19, 2017-2024, US, N=45,391



WAVE 1: "IN THE LAST 30 DAYS, HAVE YOU NOTICED ANY HEALTH WARNINGS ON THE PACKAGING OF E-CIGARETTES/VAPING DEVICES, CARTRIDGES OR E-LIQUIDS?"; WAVE 2 ON: "IN THE LAST 30 DAYS, HAVE YOU NOTICED ANY HEALTH WARNINGS FOR E-CIGARETTES/VAPING DEVICES, CARTRIDGES, PODS, OR E-LIQUIDS IN THE FOLLOWING PLACES?..." [YES/NO/DON'T KNOW/ REFUSED FOR EACH]; REFUSED EXCLUDED FROM DENOMINATOR

# Noticing e-cigarette warnings

## New Zealand

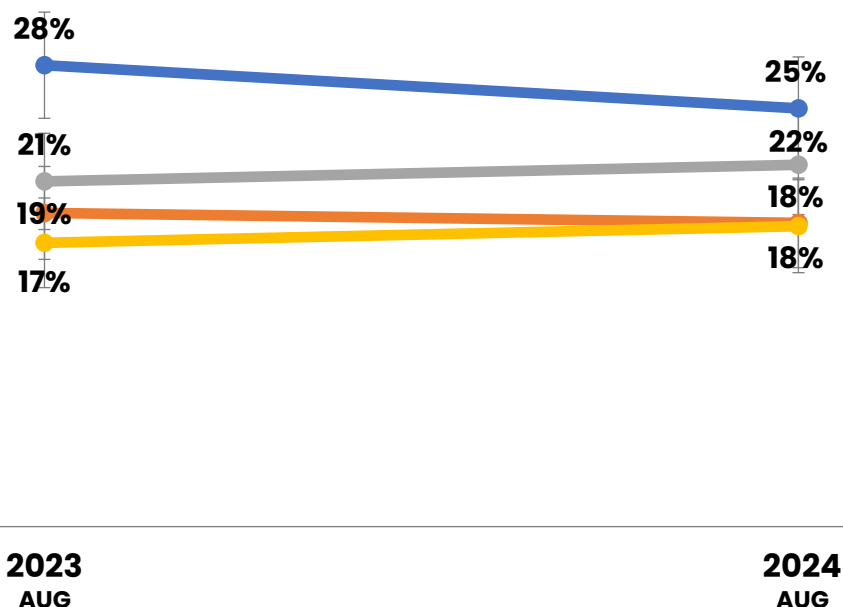
In New Zealand, one in four youth reported noticing health warnings on e-cigarette packaging, and nearly as many reported noticing warnings in stores that sell e-cigarettes. The proportion noticing on advertisements and websites was slightly lower. There was little change between 2023 and 2024.



### Noticing e-cigarette health warnings in the past 30 days

YOUTH AGED 16-19, 2023-2024, NZ, N=1,859

- E-cigarette packaging
- E-cigarette ads
- In stores that sell e-cigarettes
- On websites that sell e-cigarettes



WAVE 1: "IN THE LAST 30 DAYS, HAVE YOU NOTICED ANY HEALTH WARNINGS ON THE PACKAGING OF E-CIGARETTES/VAPING DEVICES, CARTRIDGES OR E-LIQUIDS?"; WAVE 2 ON: "IN THE LAST 30 DAYS, HAVE YOU NOTICED ANY HEALTH WARNINGS FOR E-CIGARETTES/VAPING DEVICES, CARTRIDGES, PODS, OR E-LIQUIDS IN THE FOLLOWING PLACES?..." [YES/NO/DON'T KNOW/ REFUSED FOR EACH]; REFUSED EXCLUDED FROM DENOMINATOR

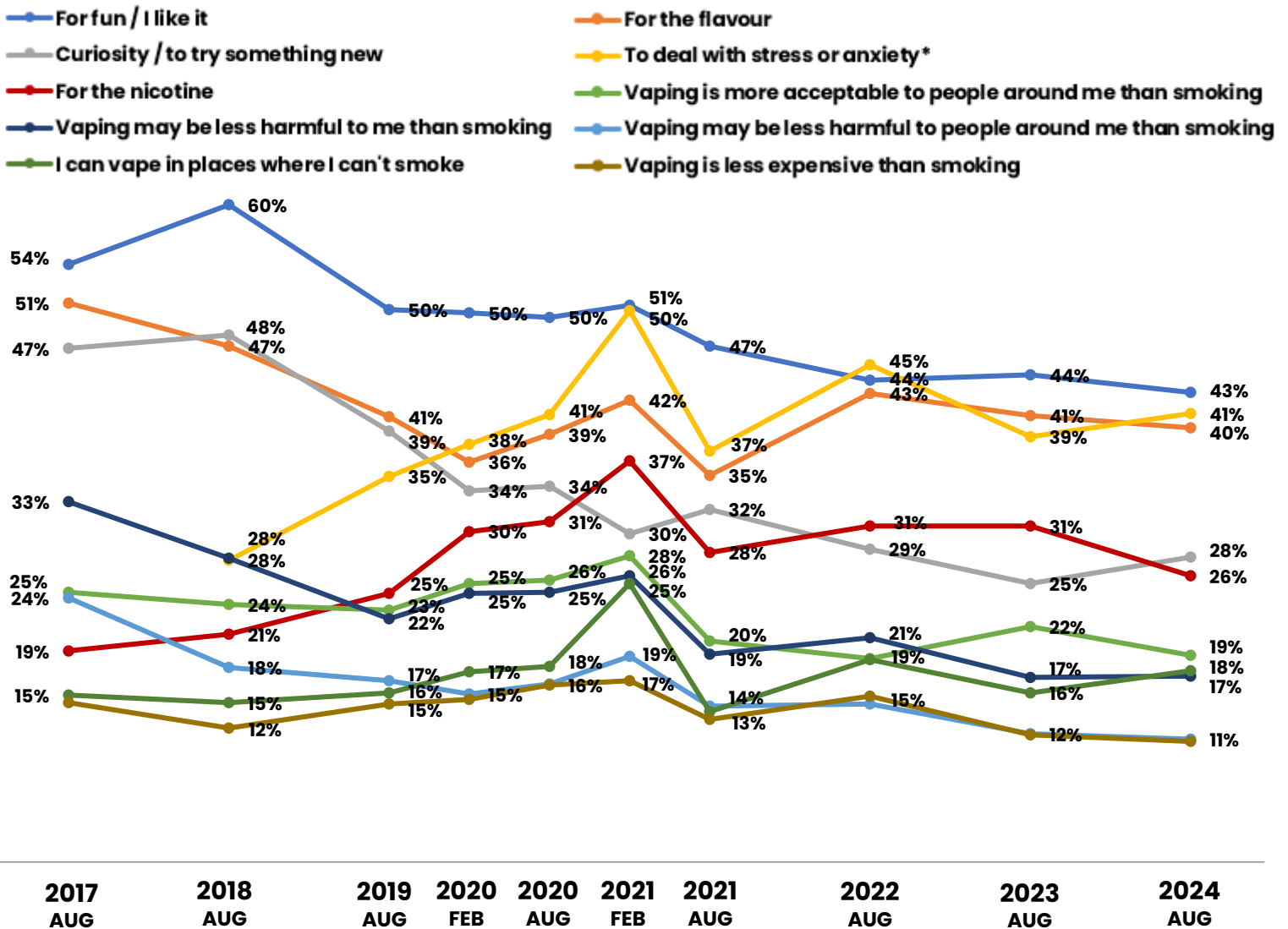
# Reasons for vaping Canada

In Canada, among youth who vaped in the past 30 days, the top reason for vaping was 'for fun' in most years, though reasons of flavour and dealing with stress or anxiety have been nearly as high in many waves since 2021. Vaping 'for the nicotine' increased until 2021. Curiosity and less harm than smoking decreased over time.



## Reasons for using e-cigarettes/vaping

TOP 10 REASONS, YOUTH AGED 16-19 WHO VAPED IN PAST 30 DAYS, 2017-2024, CANADA, N=7,174



\*NOT ASKED IN WAVE 1

"HAVE YOU USED E-CIGARETTES/VAPED FOR ANY OF THE FOLLOWING REASONS?" [SELECT ALL THAT APPLY]; FULL LIST INCLUDES 15 REASONS, TOP 10 SHOWN; REFUSED RESPONSES EXCLUDED FROM DENOMINATOR

# Reasons for vaping England

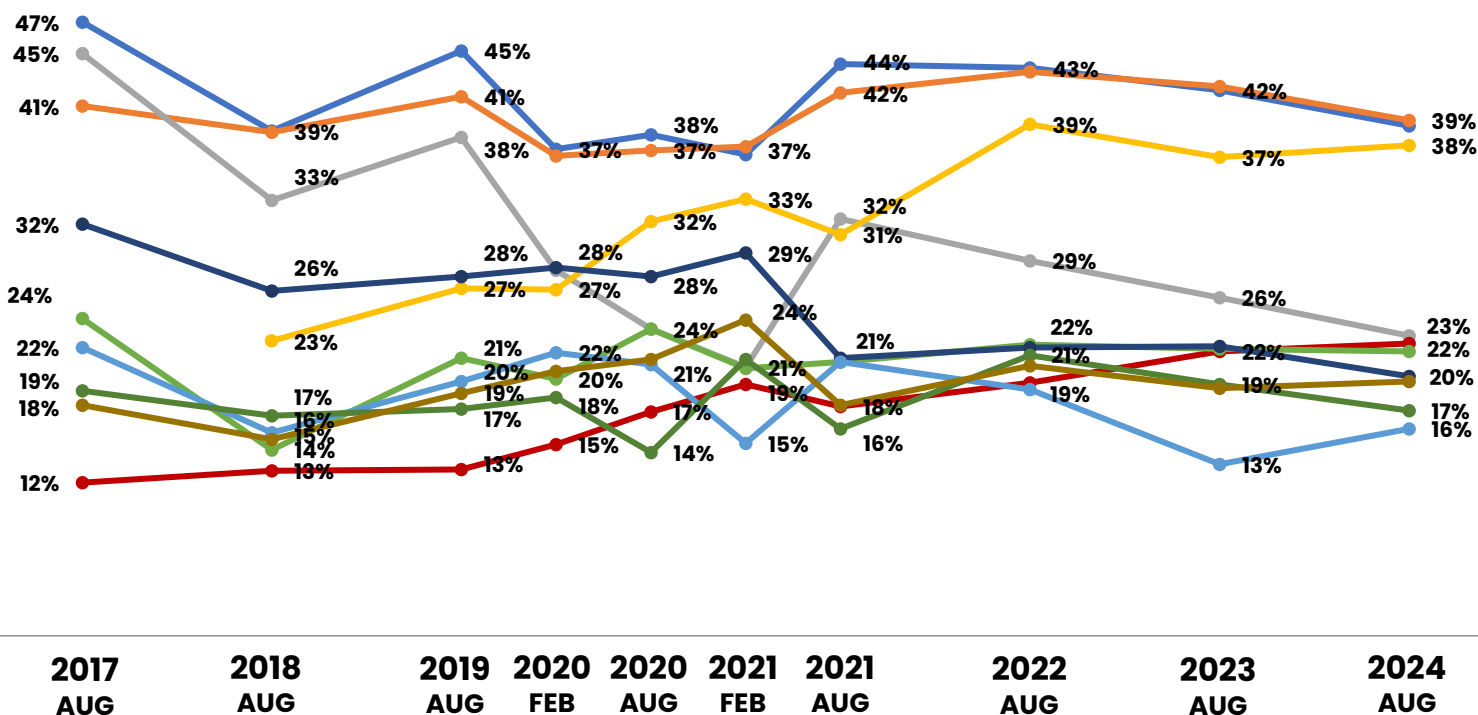
In England, among youth who vaped in the past 30 days, the top reasons for vaping in most years were 'for fun' and 'for the flavour', though dealing with stress or anxiety increased over time to reach a similar level in 2024. The reason of curiosity generally decreased over time.



## Reasons for using e-cigarettes/vaping

TOP 10 REASONS, YOUTH AGED 16-19 WHO VAPED IN PAST 30 DAYS, 2017-2024, ENGLAND, N=7,365

- For fun / I like it
- For the flavour
- Curiosity / to try something new
- To deal with stress or anxiety\*
- For the nicotine
- Vaping is more acceptable to people around me than smoking
- Vaping may be less harmful to me than smoking
- Vaping may be less harmful to people around me than smoking
- I can vape in places where I can't smoke
- Vaping is less expensive than smoking



\*NOT ASKED IN WAVE 1

"HAVE YOU USED E-CIGARETTES/VAPED FOR ANY OF THE FOLLOWING REASONS?" [SELECT ALL THAT APPLY]; FULL LIST INCLUDES 15 REASONS, TOP 10 SHOWN; REFUSED RESPONSES EXCLUDED FROM DENOMINATOR

# Reasons for vaping

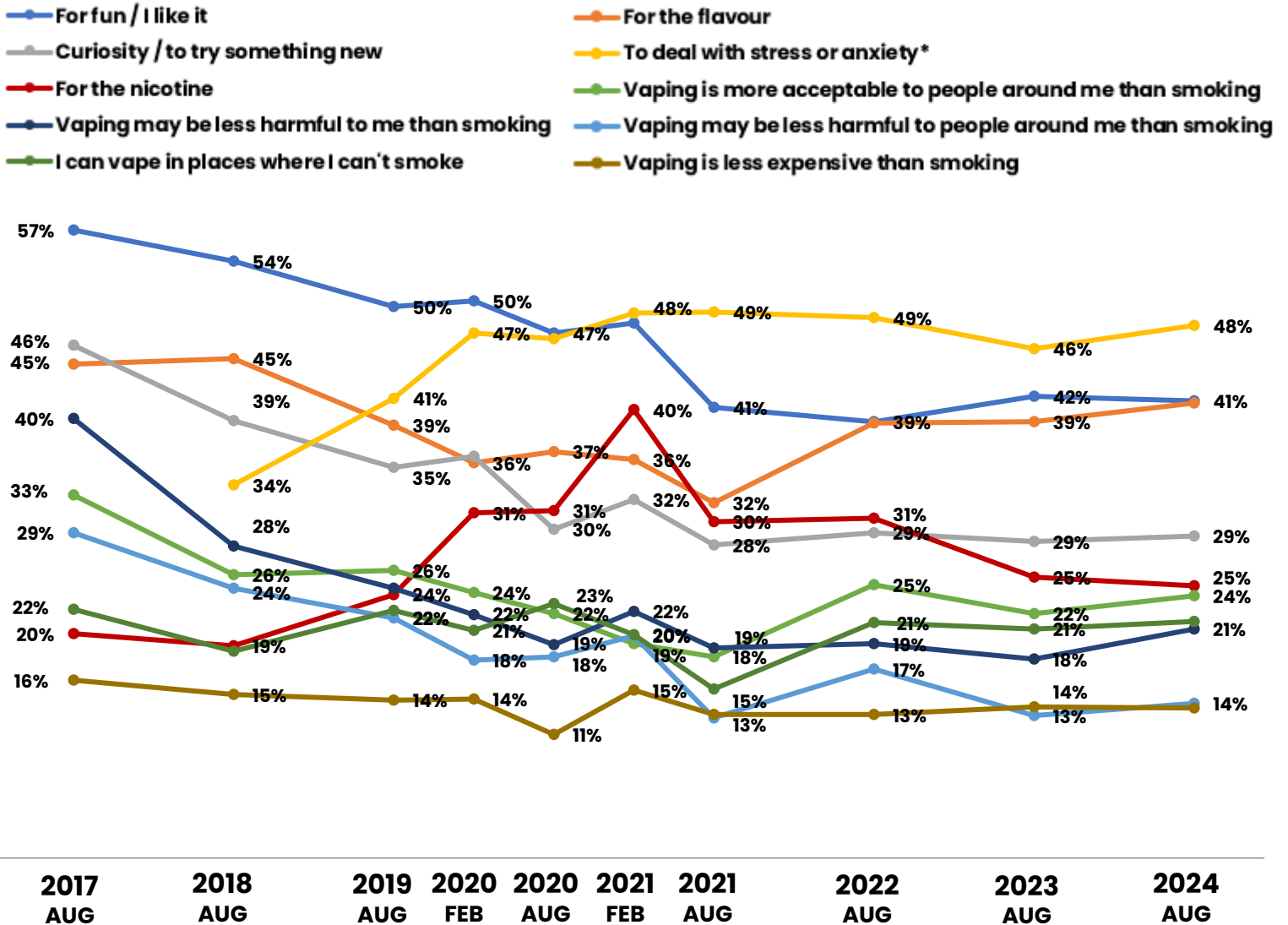
## United States

In the US, among youth who vaped in the past 30 days, the top reason for vaping was 'for fun/I like it' until 2020, and 'to deal with stress or anxiety' since 2021. Reasons of fun, curiosity, and less harmful than smoking have decreased over time. Vaping 'for the nicotine' doubled between 2017 and 2021, but decreased since.



### Reasons for using e-cigarettes/vaping

TOP 10 REASONS, YOUTH AGED 16-19 WHO VAPED IN PAST 30 DAYS, 2017-2024, US, N=7,962



\*NOT ASKED IN WAVE 1

"HAVE YOU USED E-CIGARETTES/VAPED FOR ANY OF THE FOLLOWING REASONS?" [SELECT ALL THAT APPLY]; FULL LIST INCLUDES 15 REASONS, TOP 10 SHOWN; REFUSED RESPONSES EXCLUDED FROM DENOMINATOR

# Reasons for vaping

## New Zealand

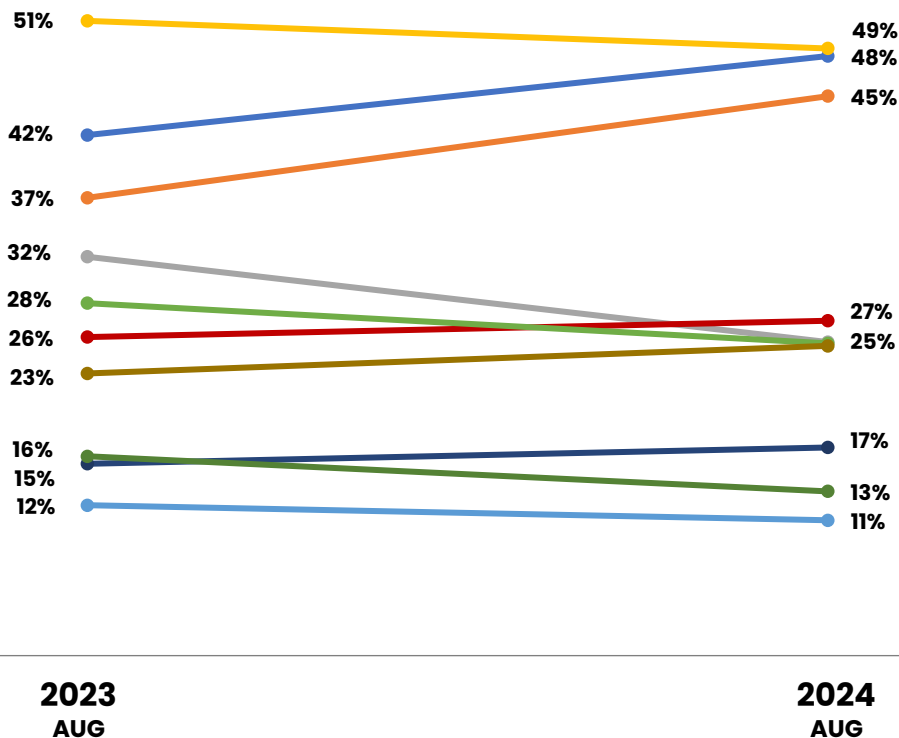
In New Zealand, among youth who vaped in the past 30 days, approximately half of youth reported 'to deal with stress or anxiety' or 'for fun' as a reason for vaping in 2024, followed closely by 'for the flavour'. Relatively few youth who vaped cited reasons concerning harm reduction compared to smoking.



### Reasons for using e-cigarettes/vaping

TOP 10 REASONS, YOUTH AGED 16-19 WHO VAPED IN PAST 30 DAYS, 2023-2024, NZ, N=644

- For fun / I like it
- Curiosity / to try something new
- For the nicotine
- Vaping may be less harmful to me than smoking
- I can vape in places where I can't smoke
- For the flavour
- To deal with stress or anxiety
- Vaping is more acceptable to people around me than smoking
- Vaping may be less harmful to people around me than smoking
- Vaping is less expensive than smoking



"HAVE YOU USED E-CIGARETTES/VAPED FOR ANY OF THE FOLLOWING REASONS?" [SELECT ALL THAT APPLY]; FULL LIST INCLUDES 15 REASONS, TOP 10 SHOWN; REFUSED RESPONSES EXCLUDED FROM DENOMINATOR

# Reasons for vaping

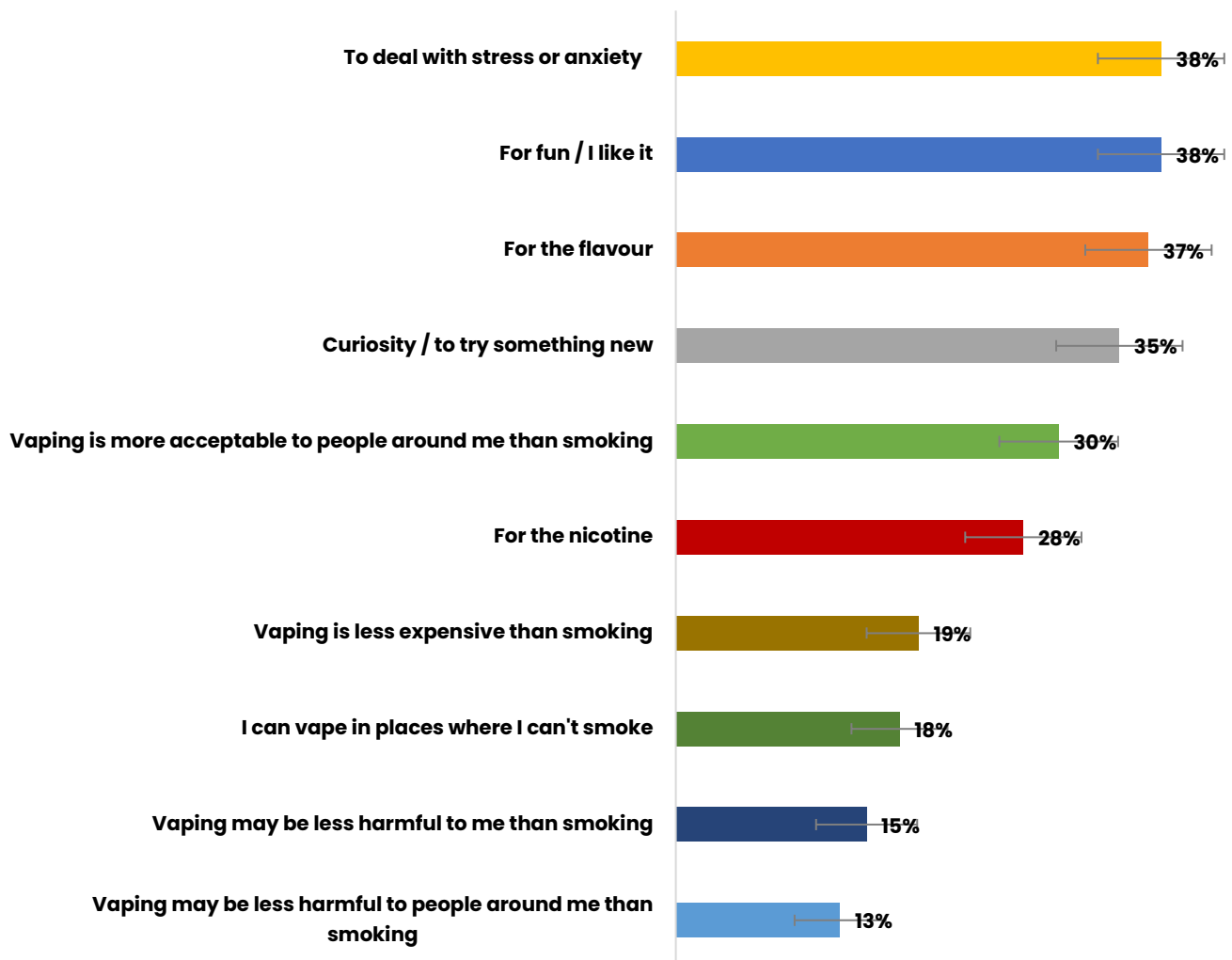
## Australia

In Australia, among youth who vaped in the past 30 days, nearly 40% reported 'to deal with stress or anxiety' or 'for fun' as a reason for vaping in 2024, followed closely by 'for the flavour' and curiosity. Relatively few youth who vaped cited reasons concerning harm reduction compared to smoking, though a considerable proportion cited greater acceptability compared to smoking.



### Reasons for using e-cigarettes/vaping

TOP 10 REASONS, YOUTH AGED 16-19 WHO VAPED IN PAST 30 DAYS, 2024, AU, N=608



"HAVE YOU USED E-CIGARETTES/VAPED FOR ANY OF THE FOLLOWING REASONS?" [SELECT ALL THAT APPLY]; FULL LIST INCLUDES 15 REASONS, TOP 10 SHOWN; REFUSED RESPONSES EXCLUDED FROM DENOMINATOR

# E-cigarette perceptions

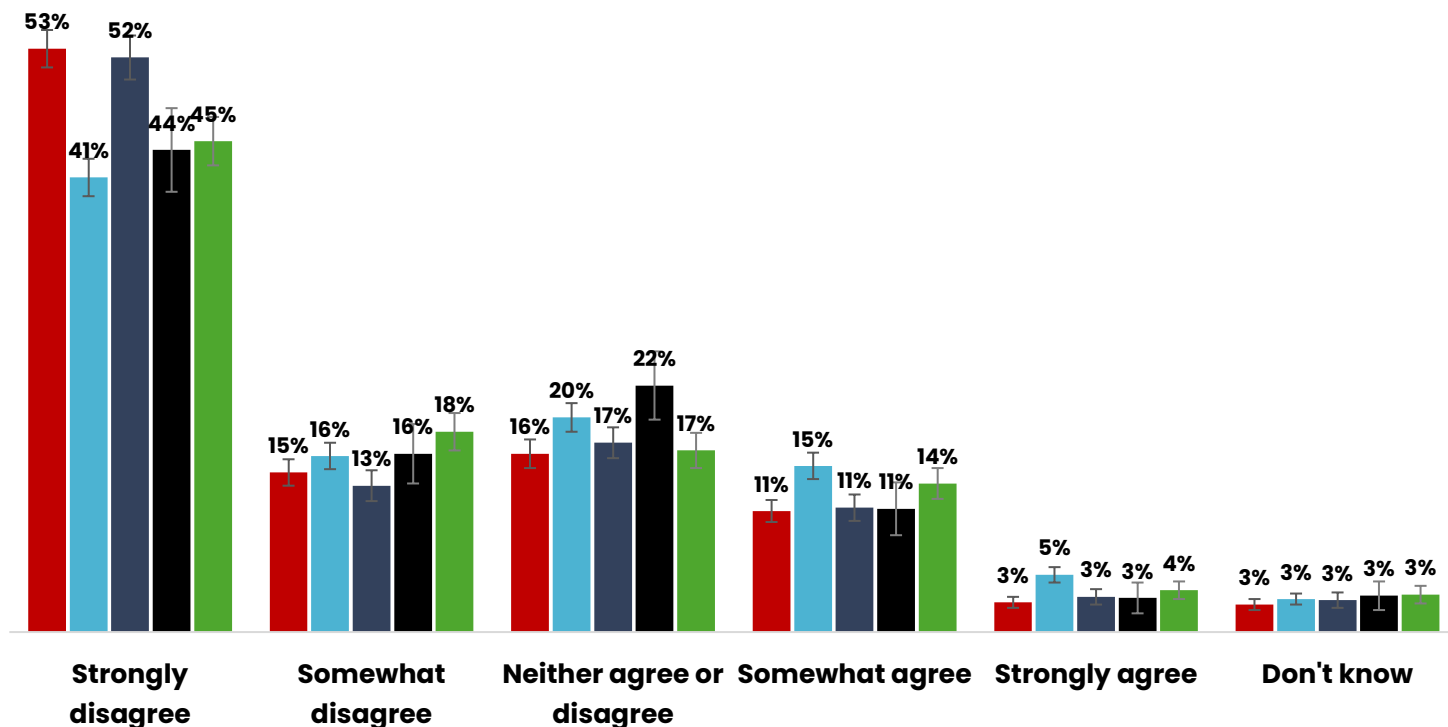
All respondents were asked about their perceptions of e-cigarettes. In 2024, more than half of respondents in Canada and the US strongly disagreed that they look cool, compared to 41% in England, 44% in New Zealand, and 45% in Australia. Less than one in five youth (14-20%) agreed ('somewhat' or 'strongly') that e-cigarettes look cool. Around one in five in other countries neither agreed nor disagreed.

## E-cigarettes/vapes look COOL.

YOUTH AGED 16-19, 2024

CA: N=4,152; EN: N=4,204; US: N=4,022; NZ: N=848; AU: N=2,771

■ Canada ■ England ■ US ■ New Zealand ■ Australia



# E-cigarette perceptions

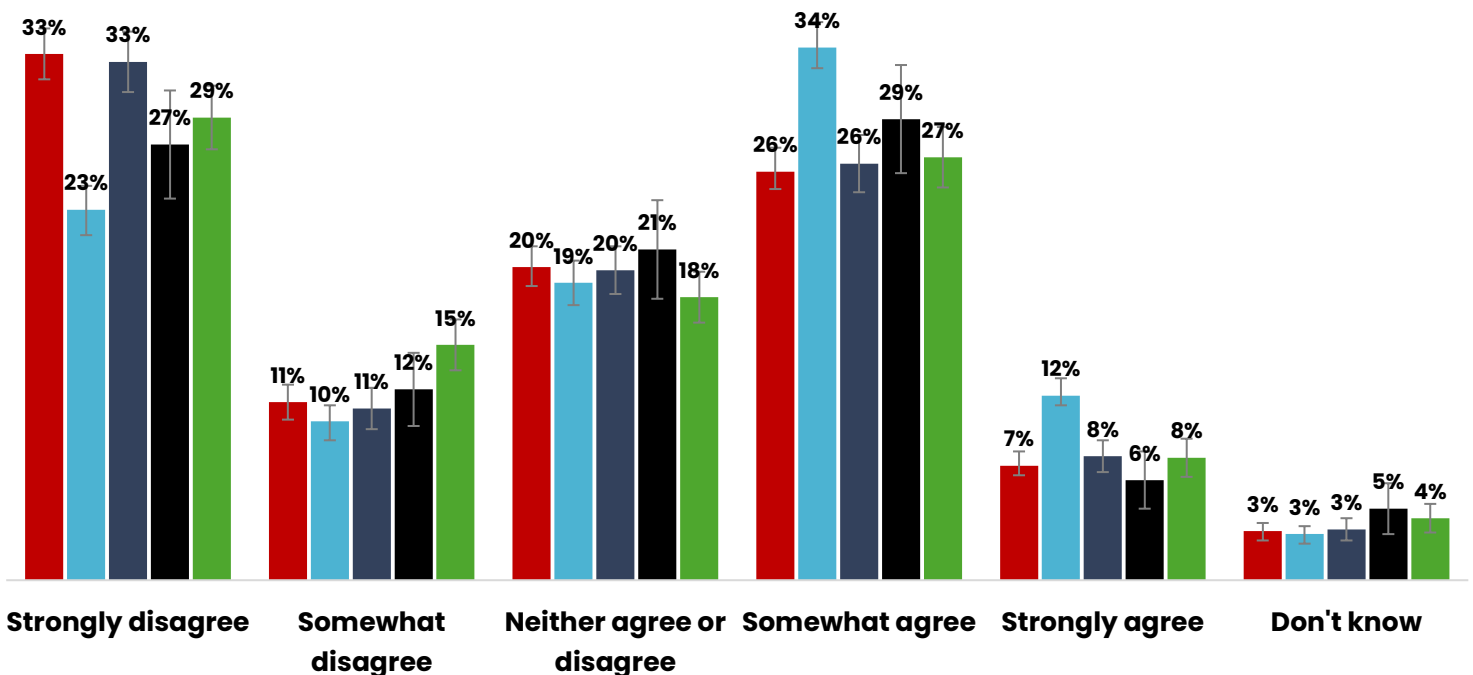
Nearly half of respondents in England, and around one-third in the other countries, agreed ('somewhat' or 'strongly') that e-cigarettes look modern. Over 40% in Canada, the US and Australia, slightly fewer in New Zealand, and approximately one-third in England disagreed. Approximately one in five in all countries neither agreed nor disagreed that they look modern.

## E-cigarettes/vapes look MODERN.

YOUTH AGED 16-19, 2024

CA: N=4,153; EN: N=4,201; US: N=4,020; NZ: N=851; AU: N=2,774

■ Canada ■ England ■ US ■ New Zealand ■ Australia



# E-cigarette perceptions

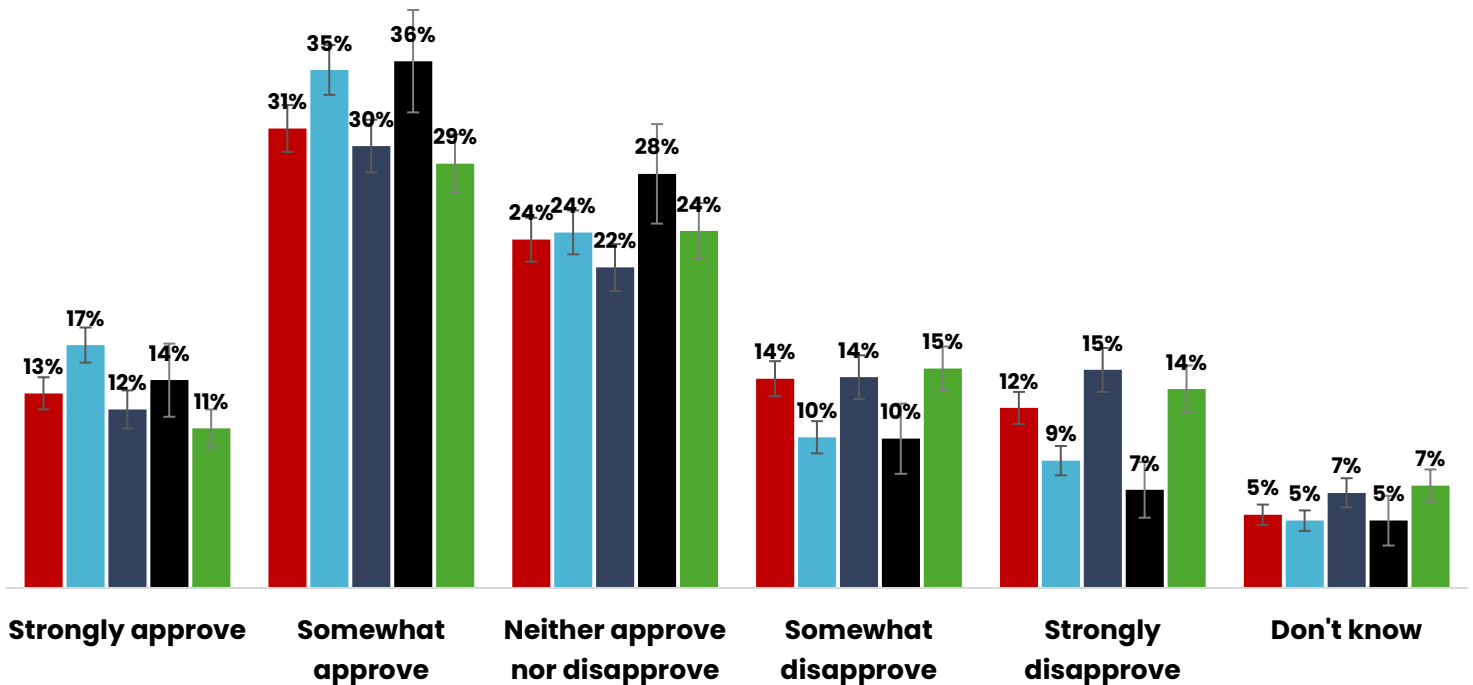
Approximately 40–50% of respondents in each country reported that people their age approved ('somewhat' or 'strongly') of e-cigarettes/vaping, with greater proportions in England and New Zealand. Accordingly, smaller proportions of youth in England and New Zealand said people their age disapproved of vaping, compared to other countries. Around one-quarter said people their age neither approved nor disapproved.

## Do people your age approve or disapprove of using e-cigarettes/vaping?

YOUTH AGED 16–19, 2024

CA: N=4,153; EN: N=4,202; US: N=4,208; NZ: N=851; AU: N=2,773

■ Canada ■ England ■ US ■ New Zealand ■ Australia



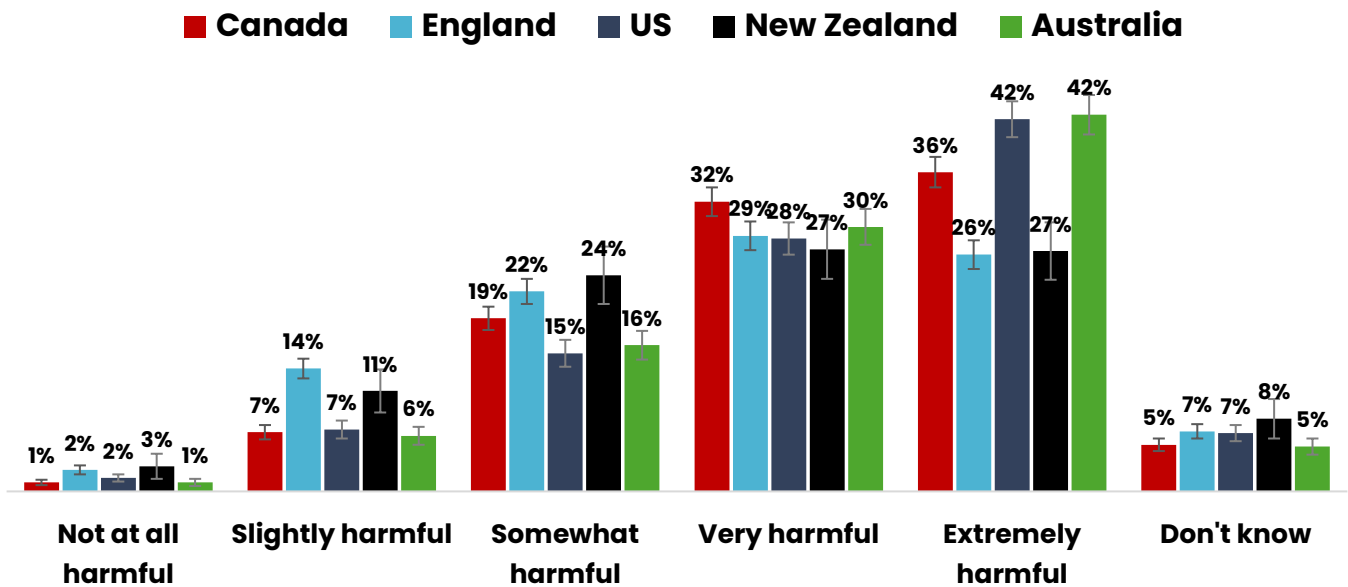
# Perceptions of risk

Perceptions of the harmfulness of daily vaping varied by country: over 40% of US and Australian respondents, and 36% in Canada, indicated that vaping was 'extremely' harmful, while in England and New Zealand around one-quarter of respondents selected each of 'extremely', 'very' and 'somewhat harmful'. Vaping some days was viewed as somewhat less harmful than every day.

## How harmful is it to vape every day?

YOUTH AGED 16-19, 2024

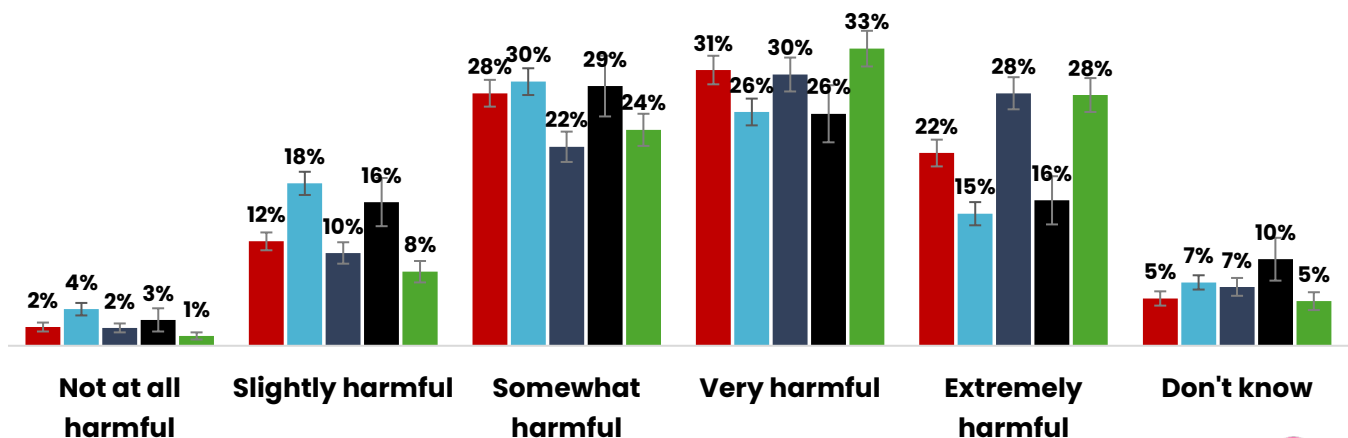
CA: N=4,159; EN: N=4,211; US: N=4,207; NZ: N=852; AU: N=2,775



## How harmful is it to vape some days but not every day?

YOUTH AGED 16-19, 2024

CA: N=4,157; EN: N=4,209; US: N=4,030; NZ: N=852; AU: N=2,775



REFUSED EXCLUDED FROM DENOMINATOR

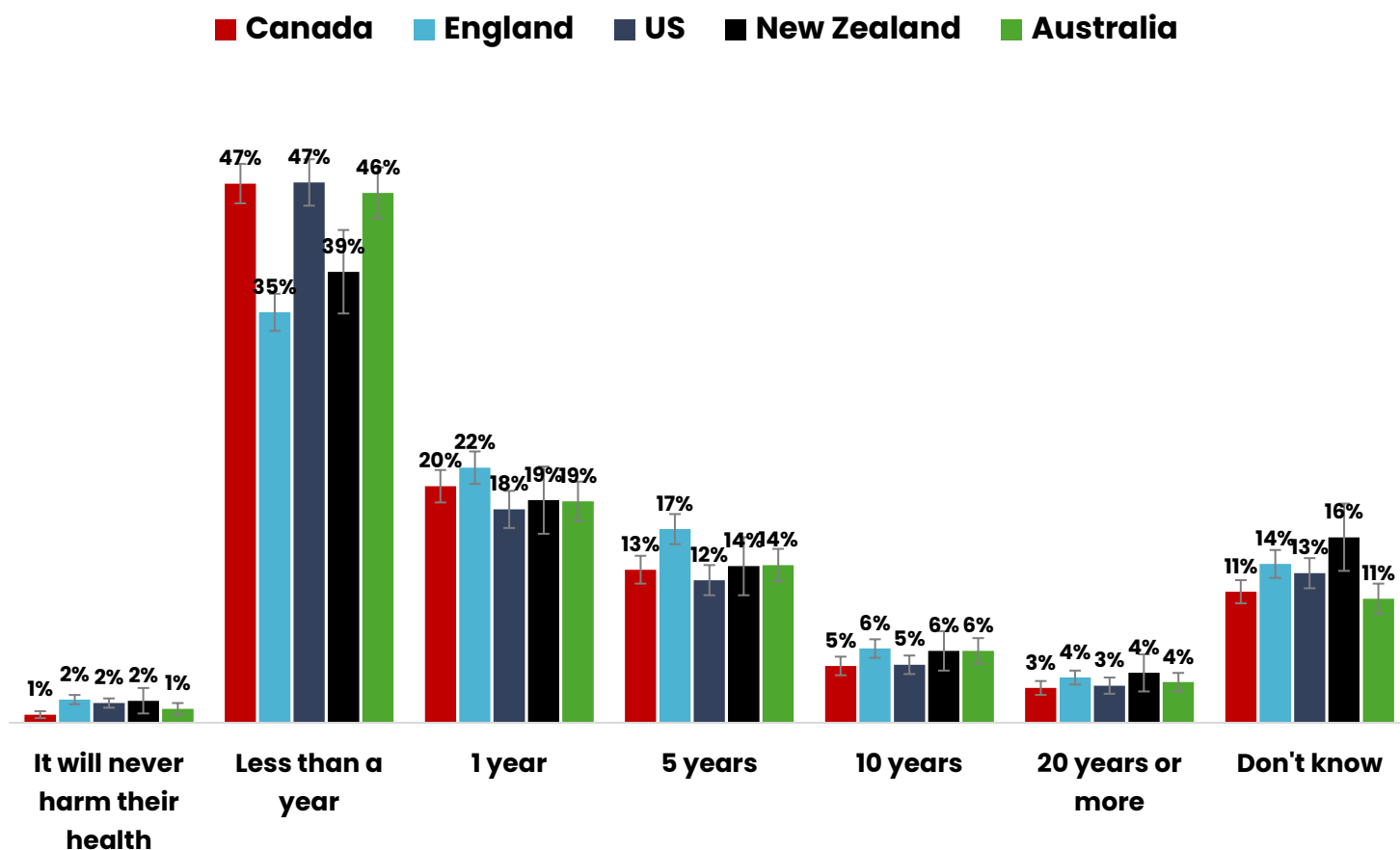
# Perceptions of risk

When respondents were asked how long someone had to use e-cigarettes before it harmed their health, the majority in each country indicated a timeframe of either 1 year or less; however, the proportion who said it would take less than a year was greater in Canada, the US and Australia than in New Zealand and England. Very few indicated that it would take 20 or more years or that it would never harm their health. A considerable proportion in each country (11%–16%) selected ‘don’t know’.

## How long do you think someone has to use e-cigarettes/vape before it harms their health?

YOUTH AGED 16-19, 2024

CA: N=4,157; EN: N=4,205; US: N=4,029; NZ: N=851; AU: N=2,774



# Perceptions of risk

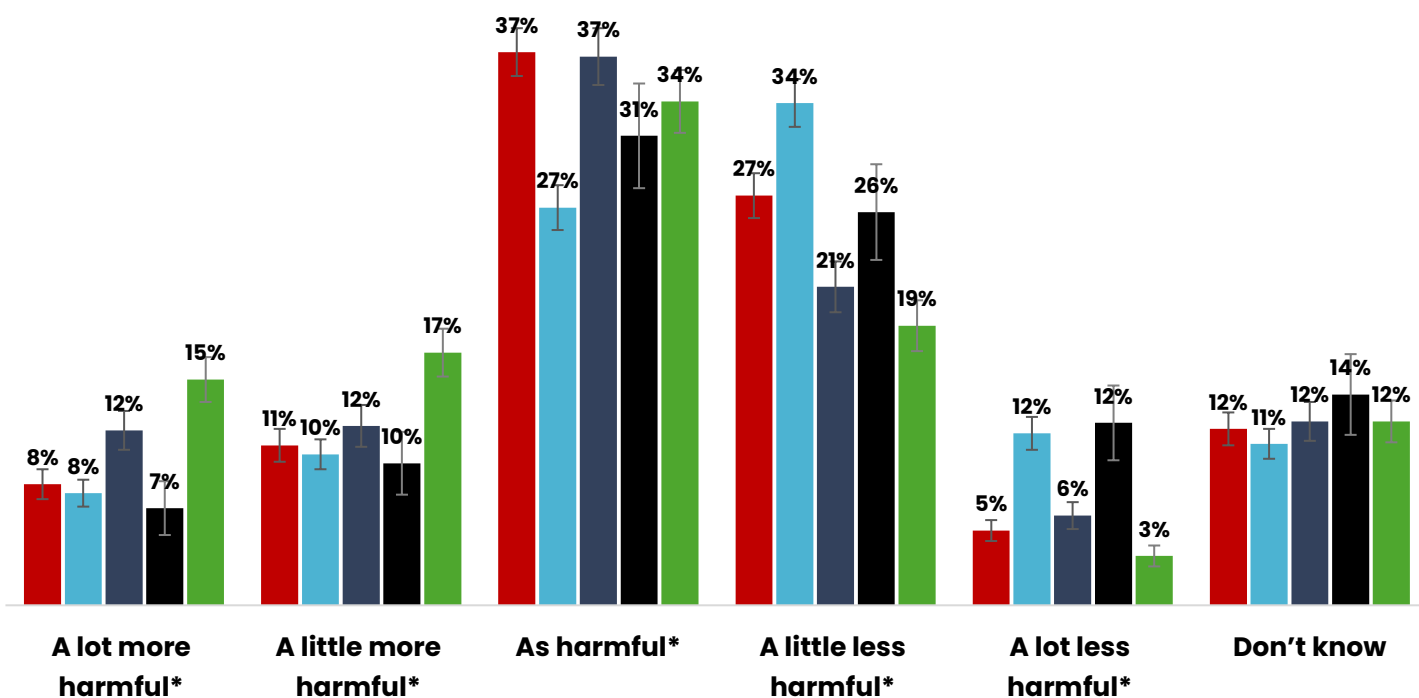
## Harm relative to cigarettes

When respondents were asked about the relative harm of e-cigarettes compared with “regular” tobacco cigarettes, nearly half of youth in England, nearly 40% in New Zealand, nearly one-third in Canada, and fewer in the US and Australia correctly responded that e-cigarettes were less harmful. One-third or more in most countries (slightly fewer in England) thought they were ‘as harmful’. Relatively few youth in most countries, but nearly one-third in Australia, thought that e-cigarettes were more harmful than smoking cigarettes.

### Is using e-cigarettes/vaping less harmful, about the same, or more harmful than smoking cigarettes?

YOUTH AGED 16-19, 2024. CA: N=4,154; EN: N=4,206; US: N=4,030; NZ: N=851; AU: N=2,771

■ Canada ■ England ■ US ■ New Zealand ■ Australia



\*than 'regular' tobacco cigarettes

# Perceptions of risk

## Addictiveness relative to cigarettes

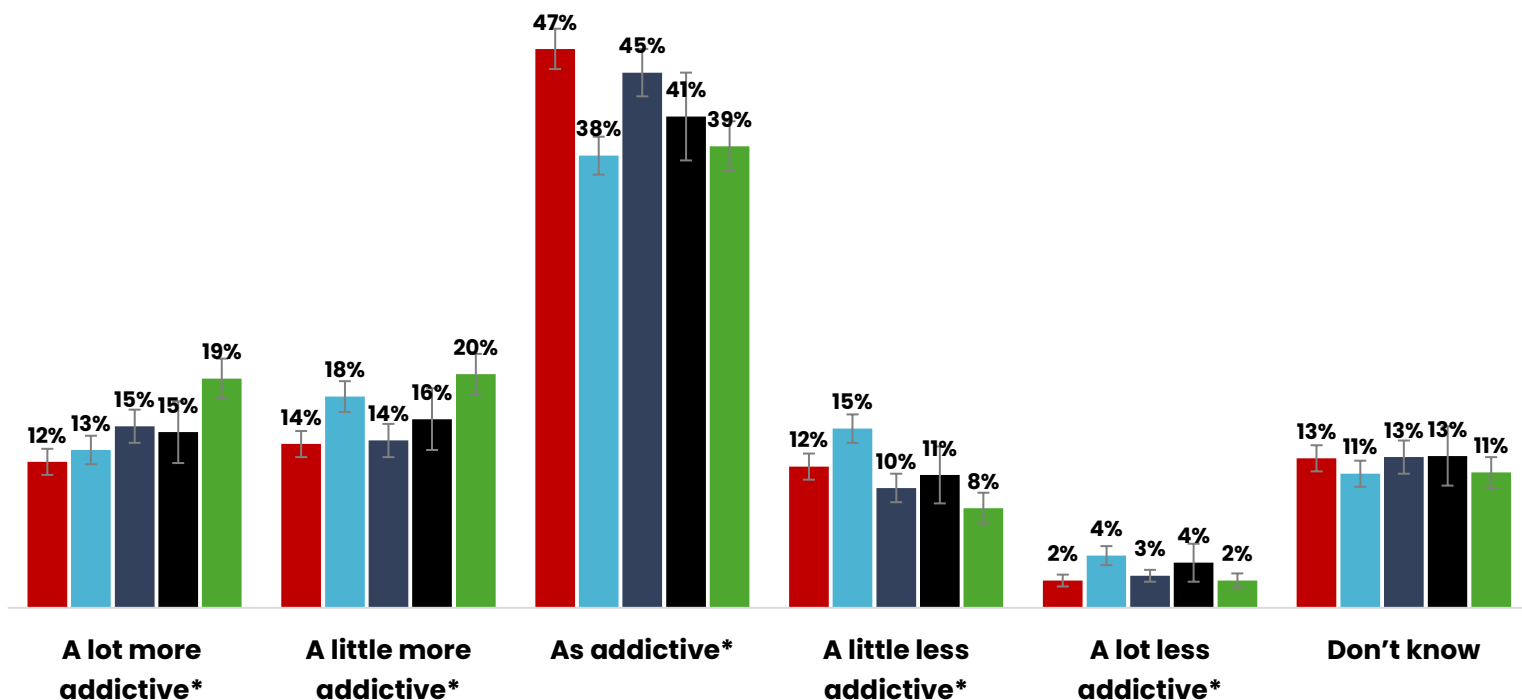
When respondents were asked about the relative addictiveness of e-cigarettes compared with “regular” tobacco cigarettes, the most common response in each country was ‘as addictive’.

Slightly more youth in England than in other countries responded that e-cigarettes were *less* addictive, whereas slightly more youth in Australia said they were *more* addictive, but country differences were generally not pronounced.

### Is using e-cigarettes/vaping less addictive, about the same, or more addictive than smoking cigarettes?

YOUTH AGED 16-19, 2024. CA: N=4,157; EN: N=4,208 US: N=4,028; NZ: N=851; AU: N=2,770

■ Canada ■ England ■ US ■ New Zealand ■ Australia



\*than 'regular' tobacco cigarettes

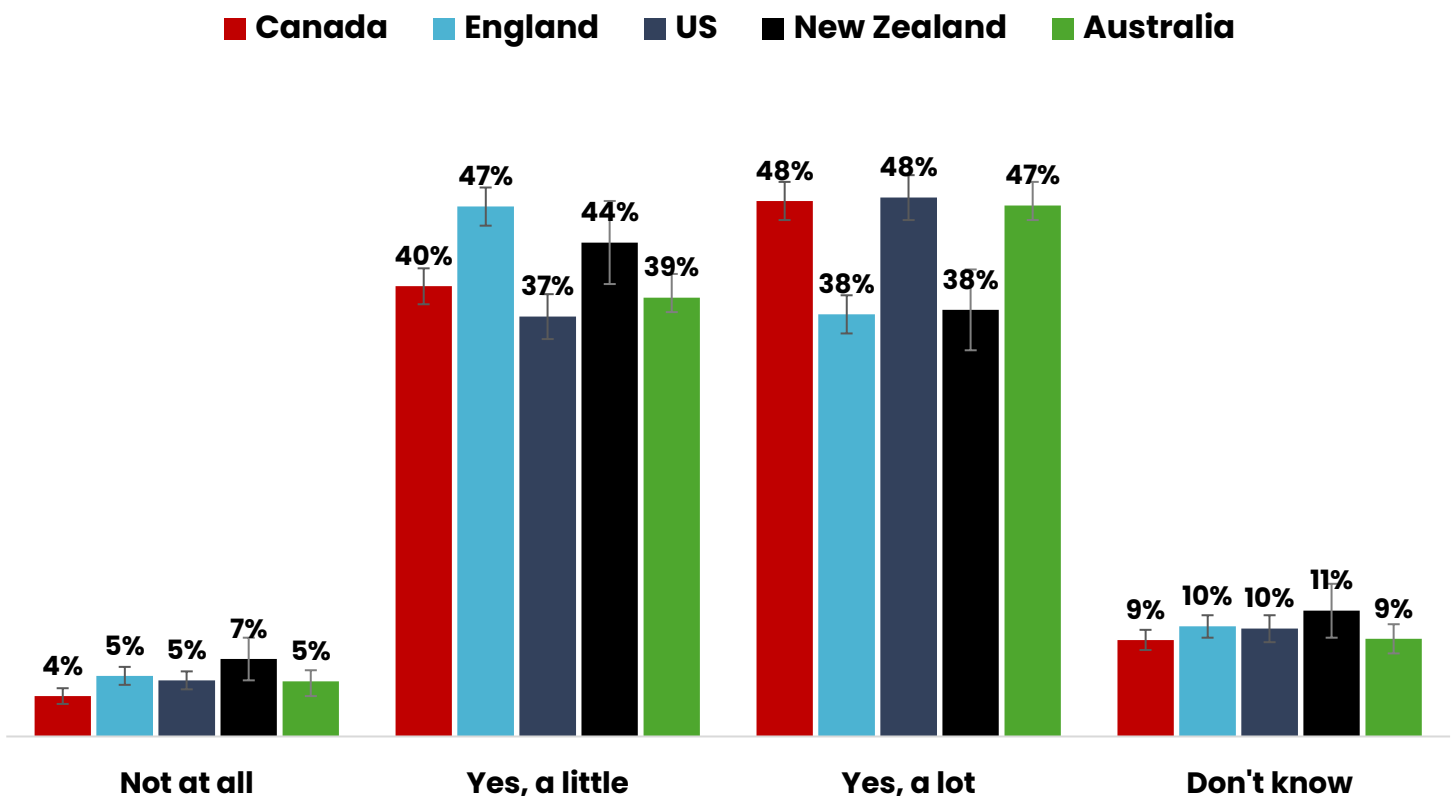
# Perceptions of risk

## Harm of addiction

When respondents were asked about their perceptions of addiction to vaping, most thought that addiction was harmful on its own, even if it doesn't cause physical health problems. More youth in Canada, the US and Australia selected 'yes, a lot', while more youth in England and New Zealand selected 'yes, a little'.

### Do you think addiction to e-cigarettes/vaping is harmful on its own, even if it doesn't cause physical health problems?

YOUTH AGED 16-19, 2024. CA: N=4,150; EN: N=4,204; US: N=4,025; NZ: N=851; AU: N=2,767



# Health effects of vaping

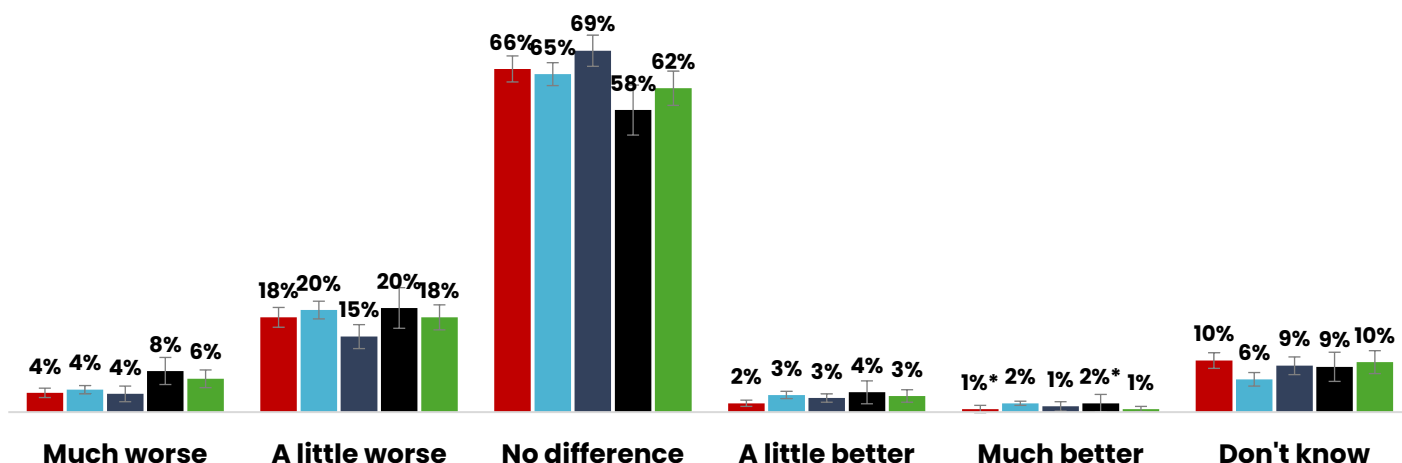
When youth who reported ever vaping were asked effects on their physical and mental health, responses were similar across countries. While most youth reported no impact, a greater proportion reported negative effects on their physical health, while similar proportions reported positive and negative effects on mental health.

## Has vaping affected your physical health?

YOUTH AGED 16-19 WHO EVER VAPED, 2024

CA: N=736; EN: N=1,280; US: N=875; NZ: N=301; AU: N=610

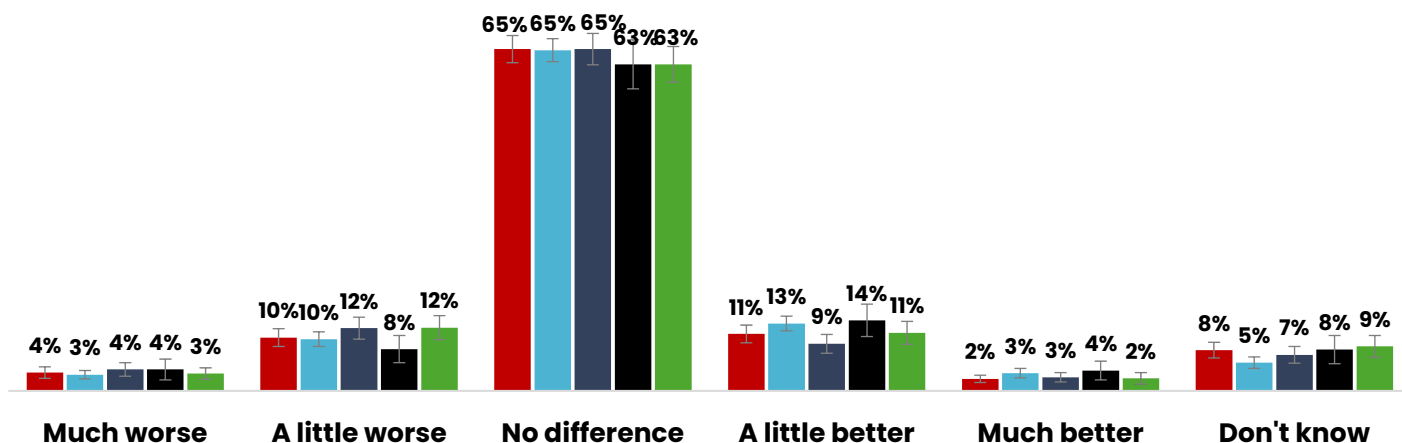
■ Canada ■ England ■ US ■ New Zealand ■ Australia



## Has vaping affected your mental health?

YOUTH AGED 16-19 WHO EVER VAPED, 2024

CA: N=734; EN: N=1,281; US: N=874; NZ: N=301; AU: N=609



\*HIGH VARIABILITY OF ESTIMATE (CV>0.33).  
REFUSED EXCLUDED FROM DENOMINATOR

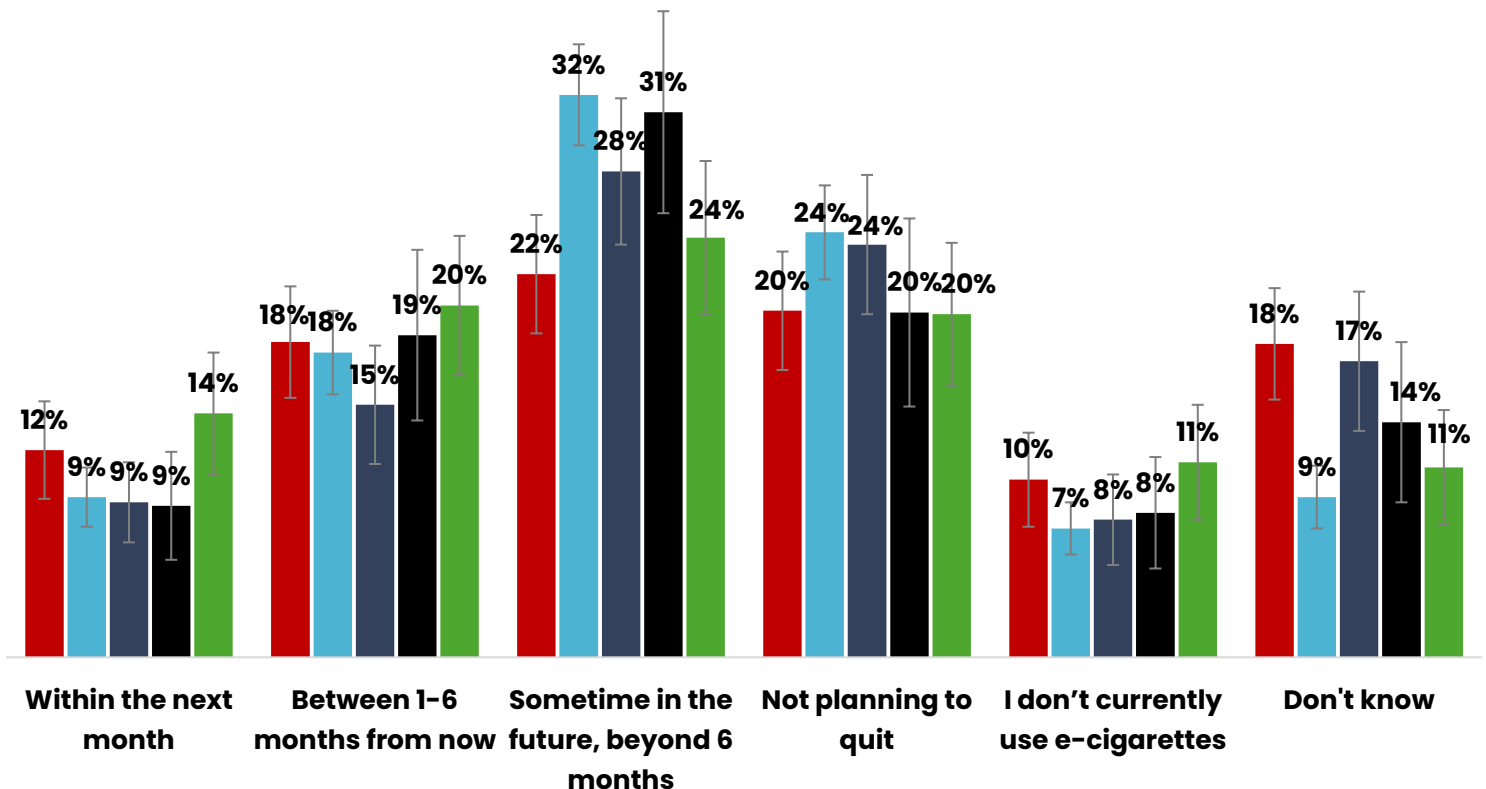
# Intentions to quit e-cigarettes

Youth who had vaped in the past 30 days were asked about their plans to quit. In 2024, one-quarter to one-third of youth who vaped reported planning to quit within the next 6 months. One in five youth who vaped in Canada, New Zealand and Australia, and nearly one-quarter in England and the US, indicated that they had no plans to quit vaping.

## Are you planning to quit using e-cigarettes/vaping...

YOUTH AGED 16-19 WHO VAPED IN PAST 30 DAYS, 2024  
 CA: N=737; EN: N=1,284; US: N=874; NZ: N=301; AU: N=610

■ Canada ■ England ■ US ■ New Zealand ■ Australia



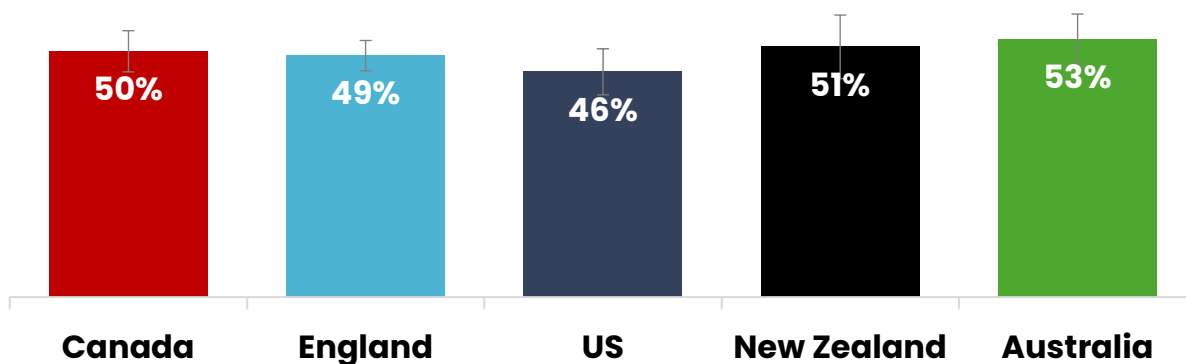
"ARE YOU PLANNING TO QUIT USING E-CIGARETTES/VAPING . . . WITHIN THE NEXT MONTH; BETWEEN 1-6 MONTHS FROM NOW; SOMETIME IN THE FUTURE, BEYOND 6 MONTHS; NOT PLANNING TO QUIT; I DON'T CURRENTLY USE E-CIGARETTES; DON'T KNOW"; REFUSED EXCLUDED FROM DENOMINATOR

# Attempts to quit e-cigarettes

Approximately half of youth who had vaped in the past 30 days in Canada, England, New Zealand, and Australia, and slightly fewer in the US, reported ever trying to quit vaping. Within each country, the proportion who reported trying to quit in the past year was only slightly lower, indicating that most of those who had ever tried to quit had attempted to do so recently.

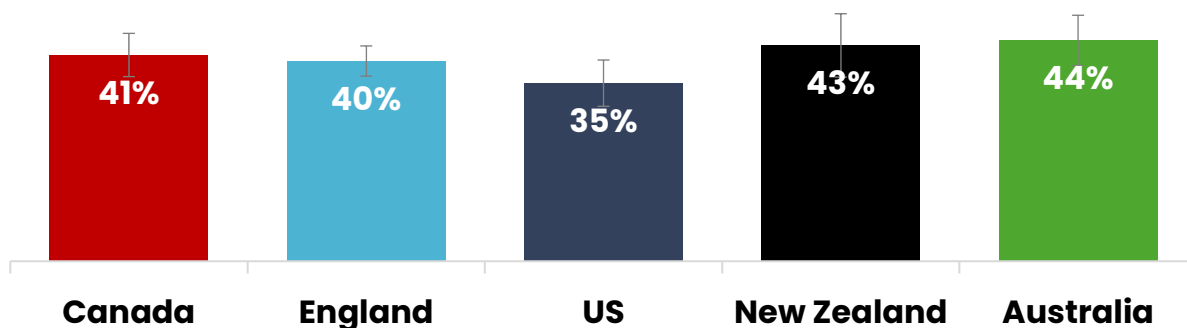
## Have you ever tried to completely stop vaping?

% 'YES', YOUTH AGED 16-19 WHO VAPED IN PAST 30 DAYS, 2024  
CA: N=734; EN: N=1,277; US: N=871; NZ: N=296; AU: N=608



## Have you tried to completely stop vaping in the last 12 months?

% 'YES', YOUTH AGED 16-19 WHO VAPED IN PAST 30 DAYS, 2024  
CA: N=735; EN: N=1,282; US: N=871; NZ: N=298; AU: N=610

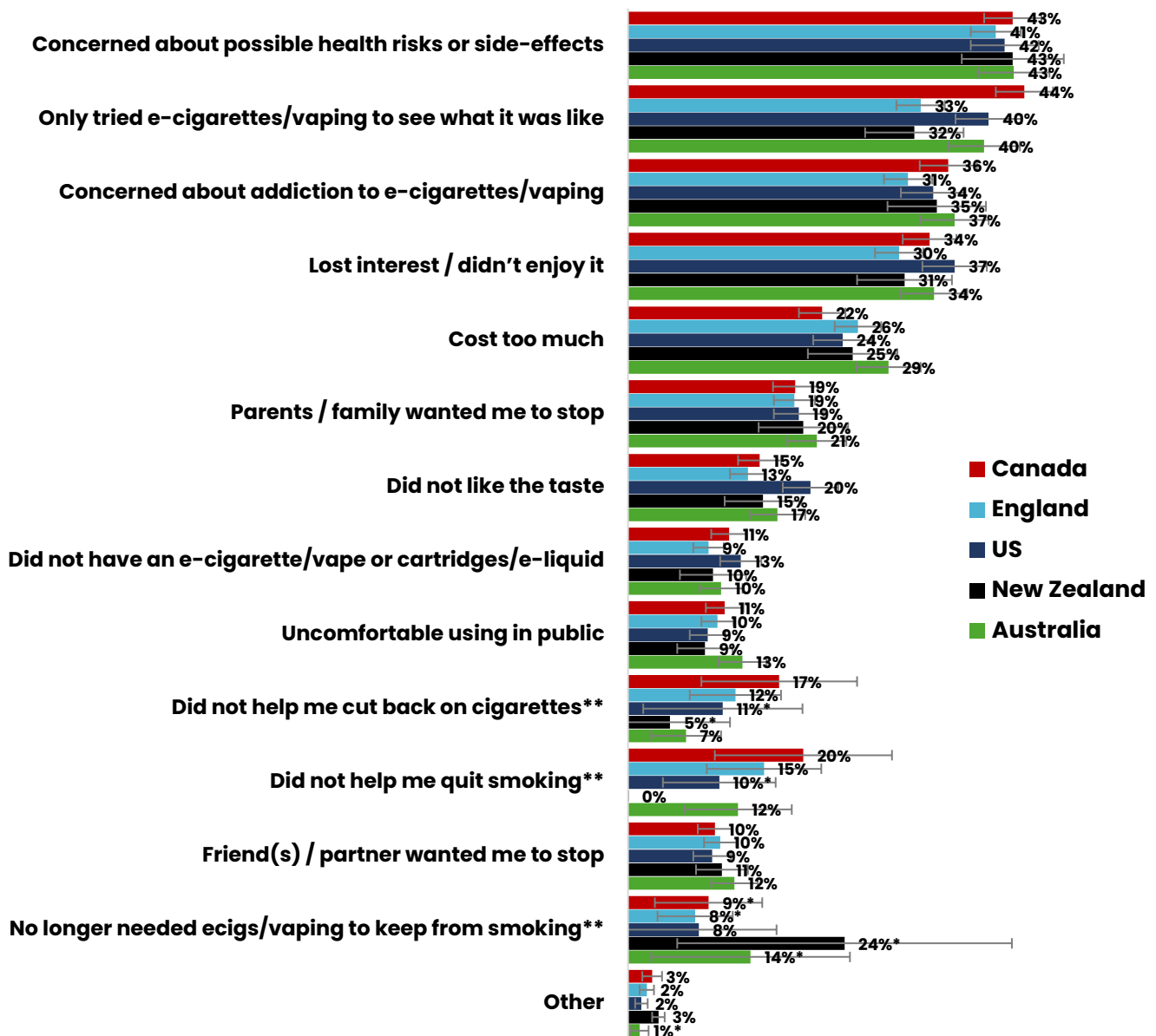


# Reasons for quitting e-cigarettes

In 2024, the most common reason for quitting vaping, trying to quit, or stopping vaping was concern about health risks, followed by 'just trying', addiction concern, and 'lost interest/didn't enjoy it'. Among the least common reasons were those related to vaping for the purpose of stopping or reducing smoking.

## Reasons for stopping/trying to stop/not continuing to use e-cigarettes

AMONG YOUTH AGED 16-19 WHO STOPPED VAPING IN THE PAST YEAR, VAPED IN THE PAST 30 DAYS AND TRIED TO QUIT IN THE PAST YEAR, OR FORMERLY VAPED, 2024, N=4,982



\*HIGH VARIABILITY OF ESTIMATE (CV>0.33)

\*\*ASKED AND REPORTED ONLY AMONG YOUTH WHO CURRENTLY OR FORMERLY SMOKED (N=498)

"WHICH OF THE FOLLOWING ARE REASONS YOU [TRIED TO STOP USING/STOPPED USING/DID NOT CONTINUE] USING E-CIGARETTES/VAPING [IN THE LAST 12 MONTHS]?", WORDING DEPENDS ON VAPING STATUS; 'TRY IN LAST 12 MONTHS' ASKED OF YOUTH WHO VAPED IN PAST 30 DAYS AND WHO TRIED TO QUIT IN PAST 12 MONTHS, 'STOPPED IN PAST 12 MONTHS' AMONG YOUTH WHO VAPED IN PAST 12 MONTHS BUT DID NOT USE IN PAST 30 DAYS, 'DID NOT CONTINUE' AMONG YOUTH WHO EVER VAPED BUT DID NOT USE IN PAST 12 MONTHS; REFUSED EXCLUDED FROM DENOMINATOR

# Alcohol use

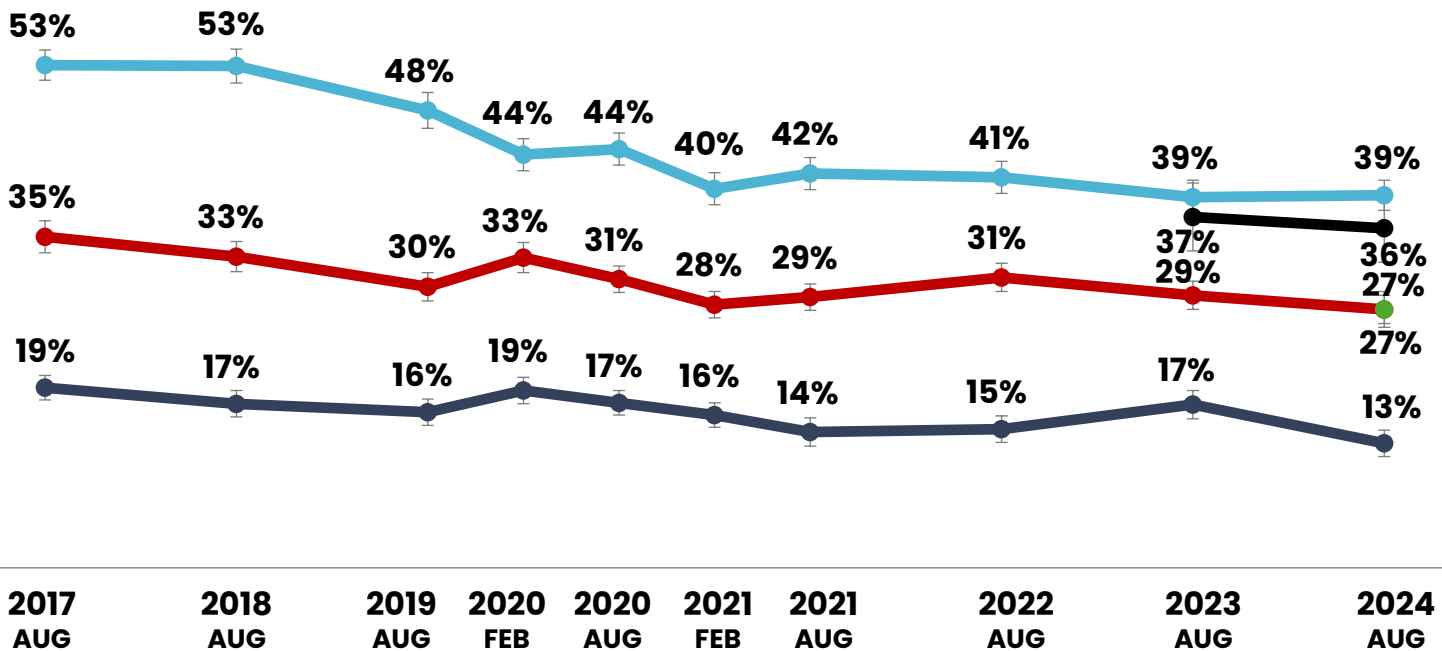
The proportion of youth who reported drinking alcohol at least monthly in the past 12 months varied substantially by country. Prevalence was highest in England, where over half of youth reported drinking in 2017, declining over time to around 40% in the most recent waves. Prevalence was nearly as high in New Zealand in 2023 and 2024. In Canada, monthly drinking was reported by less than three in ten youth in 2024 (same as Australia), down slightly from 2017. Prevalence was much lower in the US, below 20% in all years.

## Alcohol use – monthly in the past 12 months

YOUTH AGED 16-19, 2017-2024

CA: N=40,919; EN: N=37,054; US: N=43,658; NZ: N=,798; AU: N=2,651

Canada England US New Zealand Australia



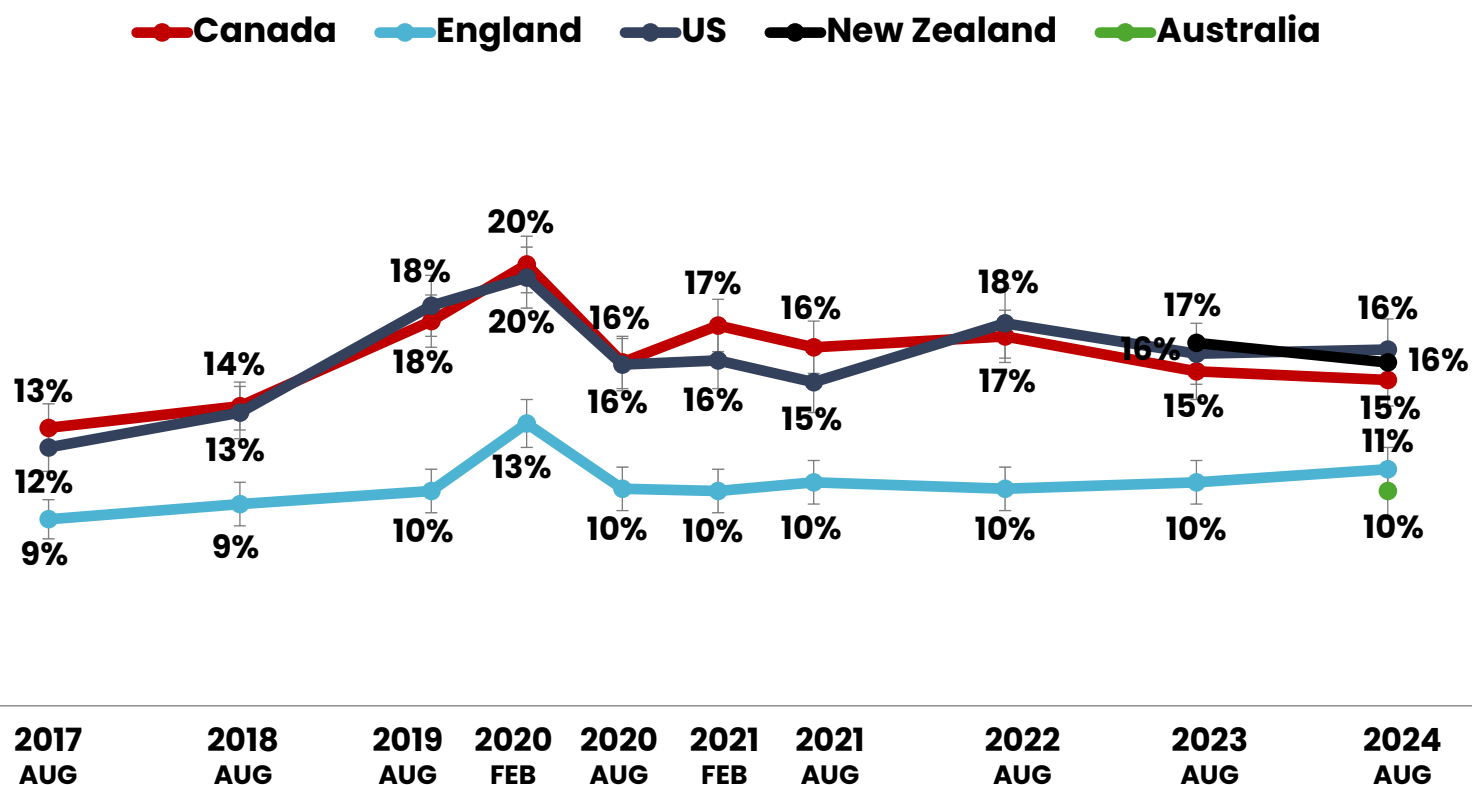
# Cannabis use

Among youth aged 16–19, fewer youth in England reported using cannabis in the past 30 days than in other countries. Cannabis prevalence was very similar in Canada and the US (and New Zealand, where data was available) over time: past 30-day use increased from 2017 to early 2020, then dropped slightly in 2020 and remained fairly stable. Prevalence in England was steady over time at about one in ten youth, except for a small bump in early 2020. In 2024, one in ten youth in Australia reported use.

## Cannabis use – past 30 days

YOUTH AGED 16–19, 2017–2024

CA: N=41,542; EN: N=40,111; US: N=44,449; NZ: N=1,805; AU: N=2,708



**CONTACT**

DAVID HAMMOND PhD  
PROFESSOR  
SCHOOL OF PUBLIC HEALTH SCIENCES  
UNIVERSITY OF WATERLOO  
ONTARIO, CANADA  
DHAMMOND@UWATERLOO.CA  
519 888 4567 EXT. 46462



UNIVERSITY OF  
**WATERLOO**

School of Public  
Health Sciences

